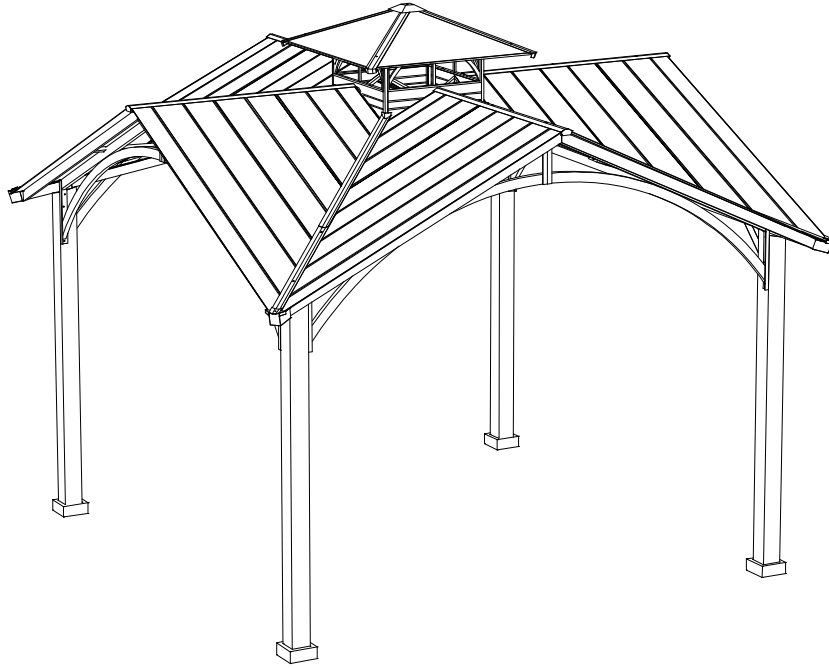


# 야외용 가제보 / Outdoor Gazebo

ITM. / ART. 1452576

모델 / MODEL: A102010101



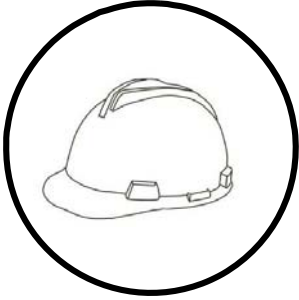
**중요: 주의 깊게 읽고 나중에 참조할 수 있도록 보관하십시오.**

**조립 전에 구조물 설치와 관련한 현지 정부 기관/자치 단체 법규를 확인하십시오.**

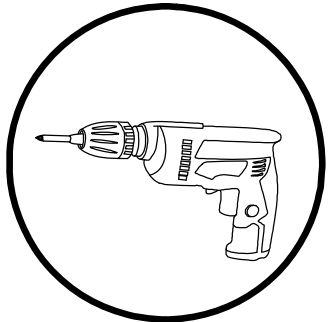

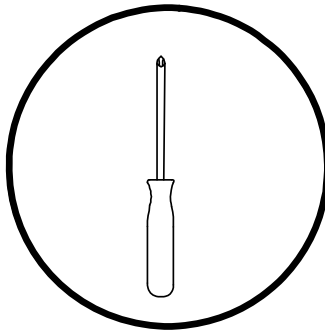
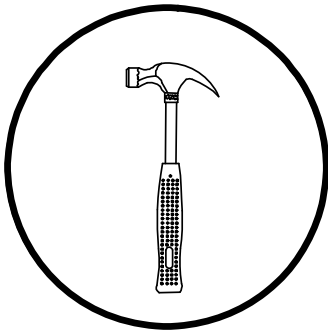
**IMPORTANT, RETAIN FOR FUTURE REFERENCE: READ CAREFULLY.**

**Please check with your local governing authority / local municipal codes regarding installation of structures before assembly.**

**필요한 보호 용품(미포함) / Safety Items required (Not Included)**



**필요한 도구(미포함) / Tools Needed (Not Included)**



포함 / included

**제품 관련 문의 사항이 있거나, 문제가 발생했거나, 부품을 잃어버리셨나요?**

구매처로 제품을 반품하기 전에 Sunjoy Group, 1-866-587-0101(영어/프랑스어/스페인어 가능, 연중무휴)에 전화 문의하시거나 [costco@sunjoygroup.com](mailto:costco@sunjoygroup.com)로 메일을 보내거나 [www.sunjoyonline.com](http://www.sunjoyonline.com)을 방문 하여 더 많은 정보 및 지원을 받으십시오.

**Questions, problems, missing parts?**

Before returning to your retailer, call Sunjoy Group at 1(866) 578-0101 (English, French and Spanish) anytime 24 hours / 7 days a week, or email to [costco@sunjoygroup.com](mailto:costco@sunjoygroup.com) or visit [www.sunjoyonline.com](http://www.sunjoyonline.com) for more information or assistance.

## 경고:

- 조립하기 전에 부품이 모두 있는지 확인하십시오.
- 본 제품은 무겁습니다! 안전한 조립을 위해서는 4인의 성인이 필요합니다 ---- 절대로 혼자 조립하지 마십시오!
- 어린이와 애완동물이 조립 구역에 접근하지 못하도록 하십시오. 어린이와 애완동물이 가제보설치 구역에 있을 때는 감시가 필요합니다.
- 울타리, 차고, 집, 뽀아 나온 가지, 빨랫줄, 전깃줄 등의 장애물로부터 1.8m 이상 떨어진 곳에서 조립 하십시오.
- 일부 부품에는 날카로운 모서리가 포함되어 있을 수 있습니다. 본 제품을 조립하고 사용할 때는 신 체 상해와 제품 손상의 위험을 줄이기 위해 항상 기본적인 안전 수칙을 따라야 합니다. 조립하고 사용하기 전에 지침을 빠짐없이 읽어보십시오.
- 옥외에서만 사용하십시오. 사용하기 전에 모든 볼트가 꼭 조여졌는지 확인하고, 정기적으로 볼트 를 점검하여 필요할 경우 단단히 조이십시오.
- 반드시 안정되고 평평한 지면 또는 단단한 표면 위에 조립하십시오. 조립을 끝낸 후 수평이 맞는지 확인하십시오.
- 말뚝이 균형을 잡지 못할 수 있으므로, 정자를 모래나 진흙이 있는 불안정한 바닥에서 조립하지 마 십시오.
- Gazebo를 나무 데크나 콘크리트 표면에 고정하려면, 이러한 표면에 적합한 고정 장치(미포함)를 사 용하십시오.
- 지붕에 쌓인 과도한 눈 을 모두 제거하십시오.
- 손상을 피하려면, 지붕 위에 과도하게 쌓인 눈과 얼음을 플라스틱 제설 갈퀴를 사용하여 제거하고 낙하하는 잔해물에 유의하십시오.
- 제품 구조가 손상될 수 있으므로, Gazebo를 강풍이 불 위험이 있는 곳에 배치하지 마십시오.
- 모든 조립 또는 유지 관리는 성인이 실시해야 합니다.
- 조립하는 동안에는 담요나 판자처럼 마멸을 일으키지 않는 표면 위에 부품들을 놓아서 보호하십시오.

## 관리 지침:

- Gazebo의 모든 철재 부품은 녹 방지 페인트로 마감되어 있습니다. 그러나, 강철의 특성상 보호코팅에 스크래치가 생기면 표면의 산화(녹)가 발생합니다. 이는 제품의 결함이 아니므로 보증의대상이 아닙니다.
- 이러한 상황을 최소화하려면, 제품을 조립하거나 손으로 다룰 때에 페인트에 스크래치가 생기지 않도록 유의할 것을 권장합니다. 스크래치가 생길 경우 즉시 녹 방지 페인트(미포함)로 해당부분 을 덧칠할 것을 권장합니다.
- 표면에 발생한 녹은 일반적인 조리용 오일 또는 WD-40을 가볍게 발라서 쉽게 제거할 수 있습니다. 표면 산화(녹)가 발생하고 이를 위한 예방 조치를 취하지 않았을 경우, 산화 현상은 데크 또는 파티 오에 제거가 어려운 손상 얼룩을 야기할 수 있습니다. 이를 방지하려면 상기

예방 조치를 통해 제 품 산화를 예방하십시오.

- 지붕 또는 프레임 부분에 표백제, 산성 세제 또는 기타 연마성 세제를 사용하지 마십시오.
- 향후 참조를 위하여 사용 설명서를 보관하십시오.
- 사용 중에 모든 볼트가 단단하게 체결되어 있는지 주기적으로 확인하십시오.

## **2년 제한 보증**

본 제한 보증은 원 구매자에게만 적용되며, 제품을 적절히 관리하고 오직 개인용, 가정용으로 사용한 경우에 한하여 재료 및 제작상의 결함에 적용됩니다.

제조업체는 2년간 본 제품에 재료 및 제작상의 결함이 없음을 보증합니다. 혹시 결함이 발견되는 경 우에는당사 고객 서비스부(1-866-578-0101)로 전화를 하거나

costco@sunjoygroup.com으로 이메일을 보내어 도움을청하시기 바랍니다. 제조업체는 운송 또는 배송비를 부담하지 않으며 조립 또는 분해에 대해 개인 또는 외부 당사자에게 보상하지 않습니다.

AUSTRALIA: Our goods come with guarantees that cannot be excluded under the Australian Consumer Law. You are entitled to a replacement or refund for a major failure and for compensation for any other reasonably foreseeable loss or damage. You are also entitled to have the goods repaired or replaced if the goods fail to be of acceptable quality and the failure does not amount to a major failure.

## **WARNING:**

- Check to ensure all parts are present prior to assembly.
- **This unit is heavy! At least 4 adults are needed for safe assembly. Never assemble this unit alone!**
- Keep all children and pets away from assembly area. Children and pets should be supervised when they are in the area of the gazebo construction.
- Keep assembly area more than 1.8 m / 5.9 ft from any obstruction such as a fence, garage, house, overhanging branches, laundry line or electrical wires.
- Some parts may contain sharp edges. When assembling and using this product, basic safety precautions should always be followed to reduce the risk of personal injury and damage to the product. Please read all instructions before assembly and use.
- For outdoor use only. Check all bolts for tightness before use and periodically check and tighten bolts as necessary.
- Assemble this unit on firm, level ground or hard surface only. Ensure the unit is level after final assembly.
- Do not assemble the gazebo on sandy, muddy or loose soil, as stakes do not have enough anchorage in these types of soil.
- If you wish to secure the gazebo to a wood deck or concrete surface, use anchors (not included) suited to these surfaces.
- Remove all excess snow from the roof.
- In order to avoid damage, use a plastic snow rake to remove excessive snow and ice buildup from roof and keep away from falling debris.
- Do not leave the gazebo where there is a risk of high wind, as possible damage will occur to the structure.
- Any assembly or maintenance of the product must be carried out by adults only.
- Protect parts during assembly by laying them on a non-abrasive surface such as blankets or cardboard.

## **CARE INSTRUCTIONS:**

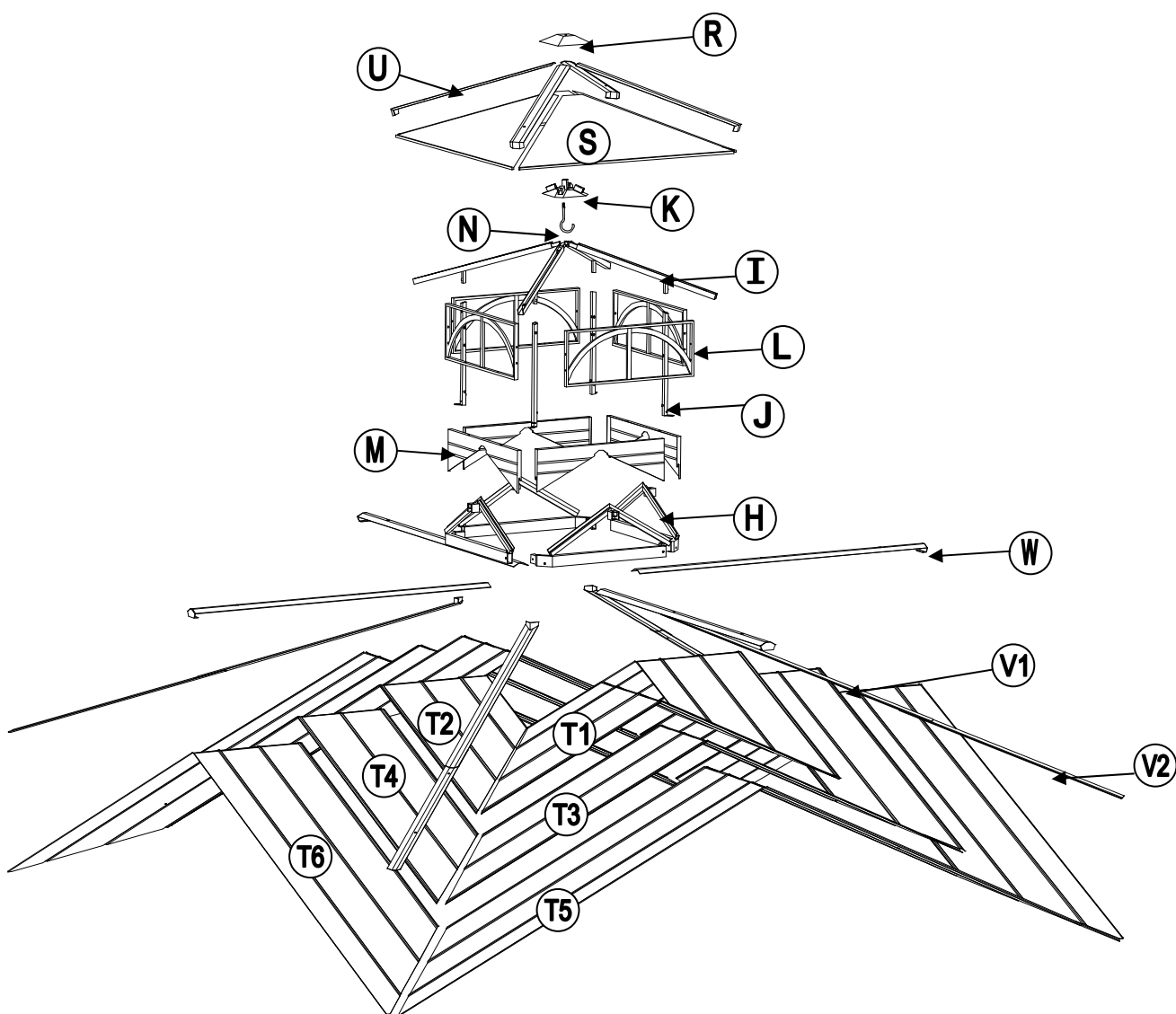
- Steel components for this gazebo are treated with rust inhibiting paint that protects it from rusting. However, due to the nature of steel, surface oxidation (rusting) will occur if these protective coatings are scratched. This is not a defect and thus not covered by the warranty.
- To minimize this condition, it is recommended to use care when assembling and handling the product to prevent scratching the paint. Should any scratching or damage occur, it is recommended to cover the scratch immediately with rust inhibiting paint (not included).
- Surface rust can also be easily removed with a very light application of regular cooking oil or WD-40. If surface oxidation (rusting) occurs and if no measure is taken to prevent this, the oxidation may start dripping onto deck or patio and caused damaging stains, which may be difficult to remove. This can be prevented if the above-mentioned measures are taken to keep the product from oxidizing.
- Do not use bleach, acid, or other abrasive cleaners on the roof or frame parts.
- Keep instruction manual for future reference.
- Periodically check and ensure that all bolts are well-tighten during use.

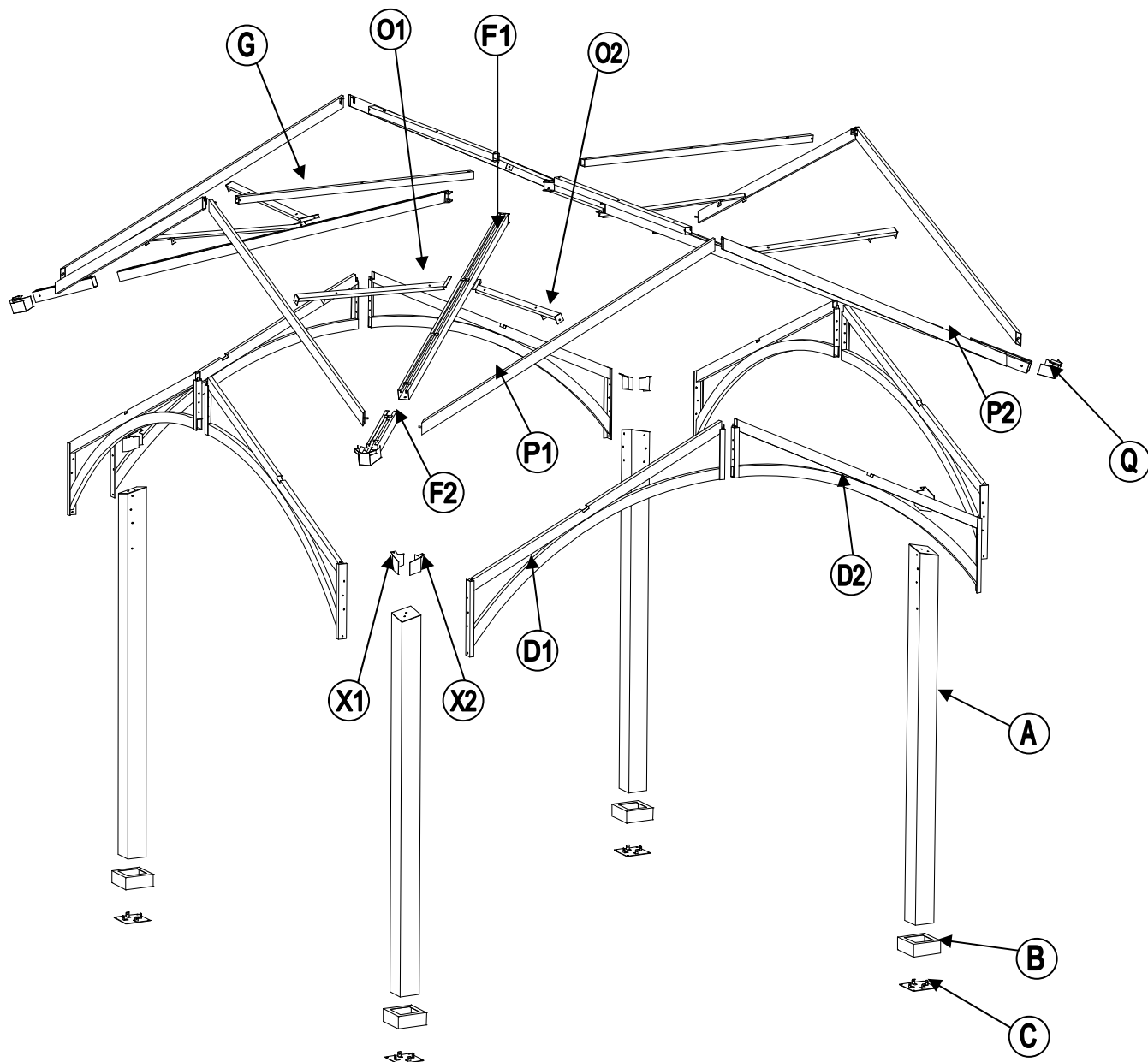
## **TWO-YEAR LIMITED WARRANTY**

This limited warranty is extended to the original purchaser and applies to defects in material and workmanship of your item provided the item is maintained with care and used only for personal, residential purposes. The manufacturer warrants this item is free of defects in material and workmanship for a period of two years. If any defect is found, please call our customer service department at 1-866-578-0101 or email at [costco@sunjoygroup.com](mailto:costco@sunjoygroup.com) for help. The manufacturer will not cover transportation or delivery costs or compensate the individual or any outside party for assembling or disassembling the product.











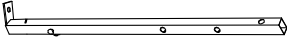

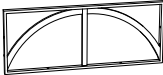




AUSTRALIA: Our goods come with guarantees that cannot be excluded under the Australian Consumer Law. You are entitled to a replacement or refund for a major failure and for compensation for any other reasonably foreseeable loss or damage. You are also entitled to have the goods repaired or replaced if the goods fail to be of acceptable quality and the failure does not amount to a major failure.






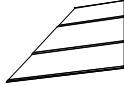
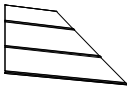










# 분해 도면 / Exploded Drawing

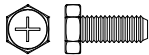
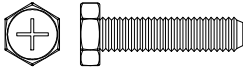

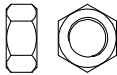

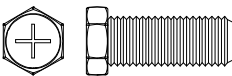




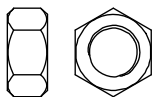

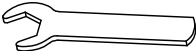
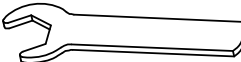




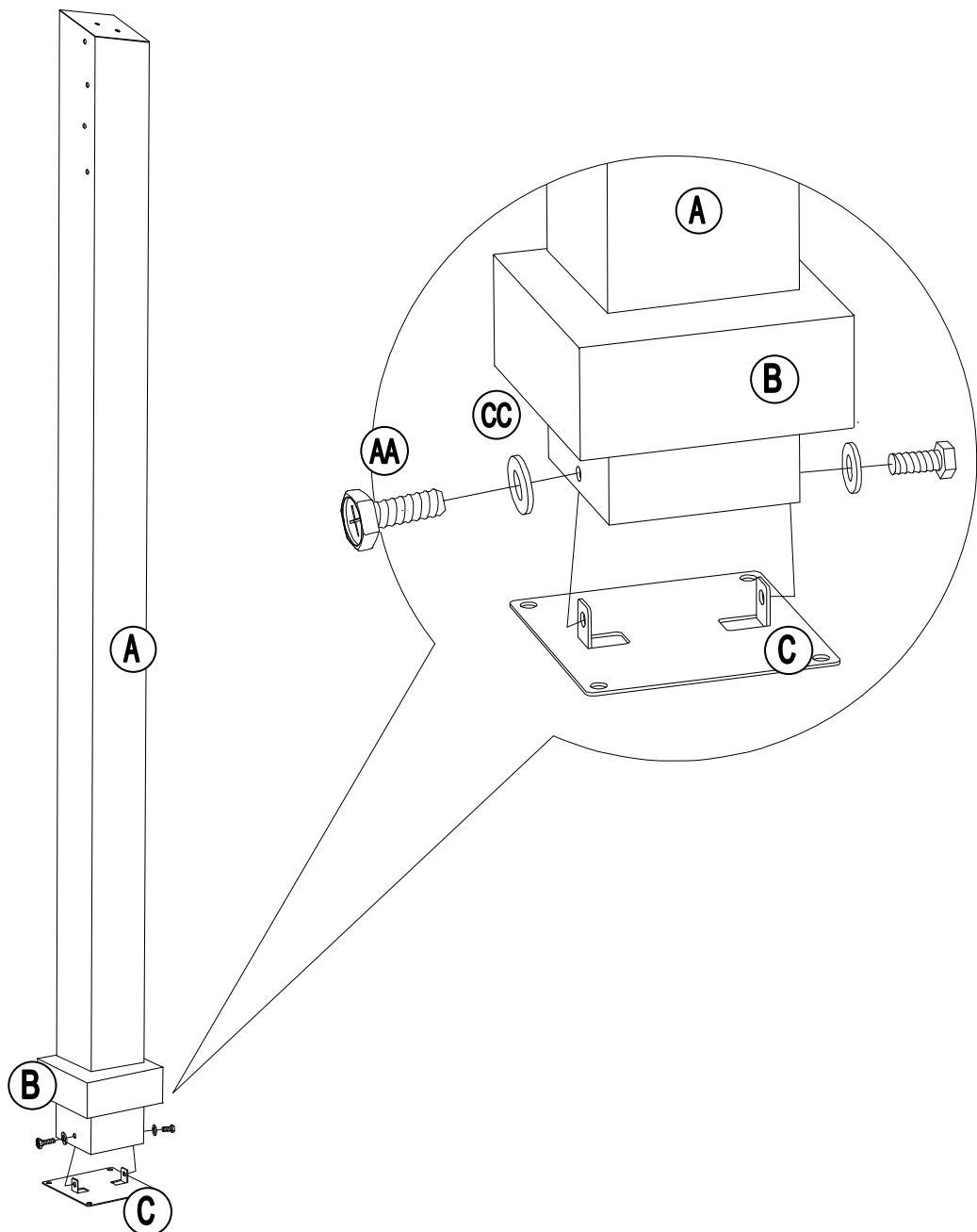
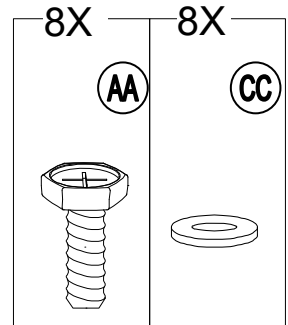

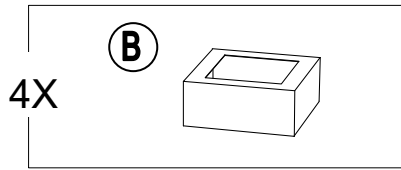
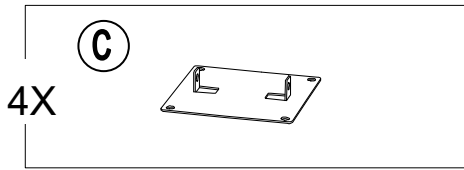


부품 목록/ Parts List			
라벨 Label	부품번호 Part Number	수량 Qty	부품의 선화 Part Image
A	P000200528	4	
B	P006100197	4	
C	P000100395	4	
D1	P000401020	4	
D2	P000401021	4	
F1	P000601782	4	
F2	P000601783	4	
G	P000601784	4	
H	P000501461	4	
I	P000601781	4	
J	P005000514	4	
K	P000501460	1	
L	P005600422	4	
M	P005600423	4	
N	P005800081	1	
O1	P000601787	4	
O2	P000601788	4	

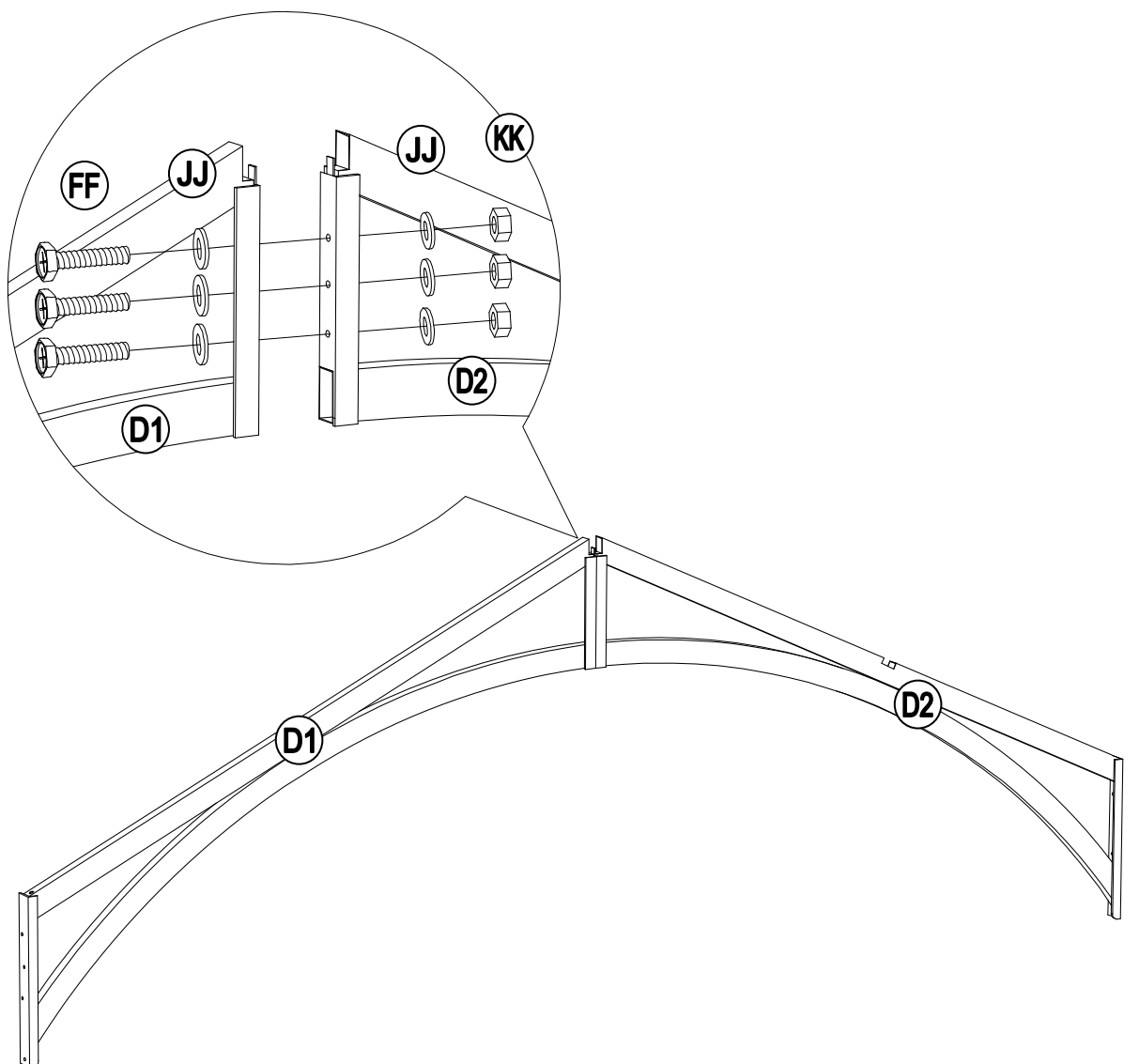
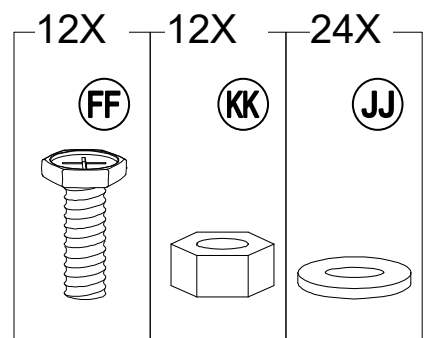
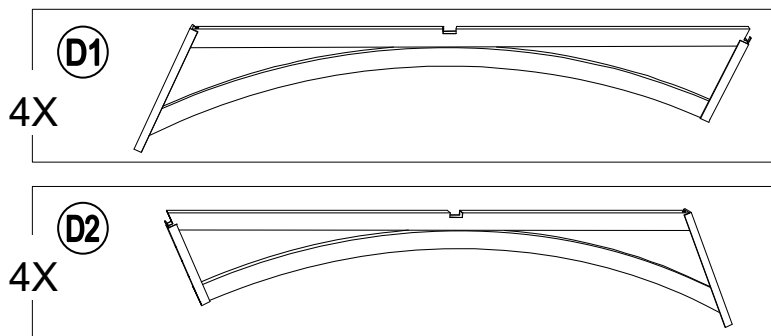
P1	P000601785	4	
P2	P000601786	4	
Q	P005600424	4	
R	P000900142	1	
S	P000700857	4	
T1	P000700858	4	
T2	P000700859	4	
T3	P000700860	4	
T4	P000700861	4	
T5	P000700862	4	
T6	P000700863	4	
U	P000800310	4	
V1	P000800311	4	
V2	P000800312	4	
W	P000800313	4	
X1	P002200311	4	
X2	P002200312	4	

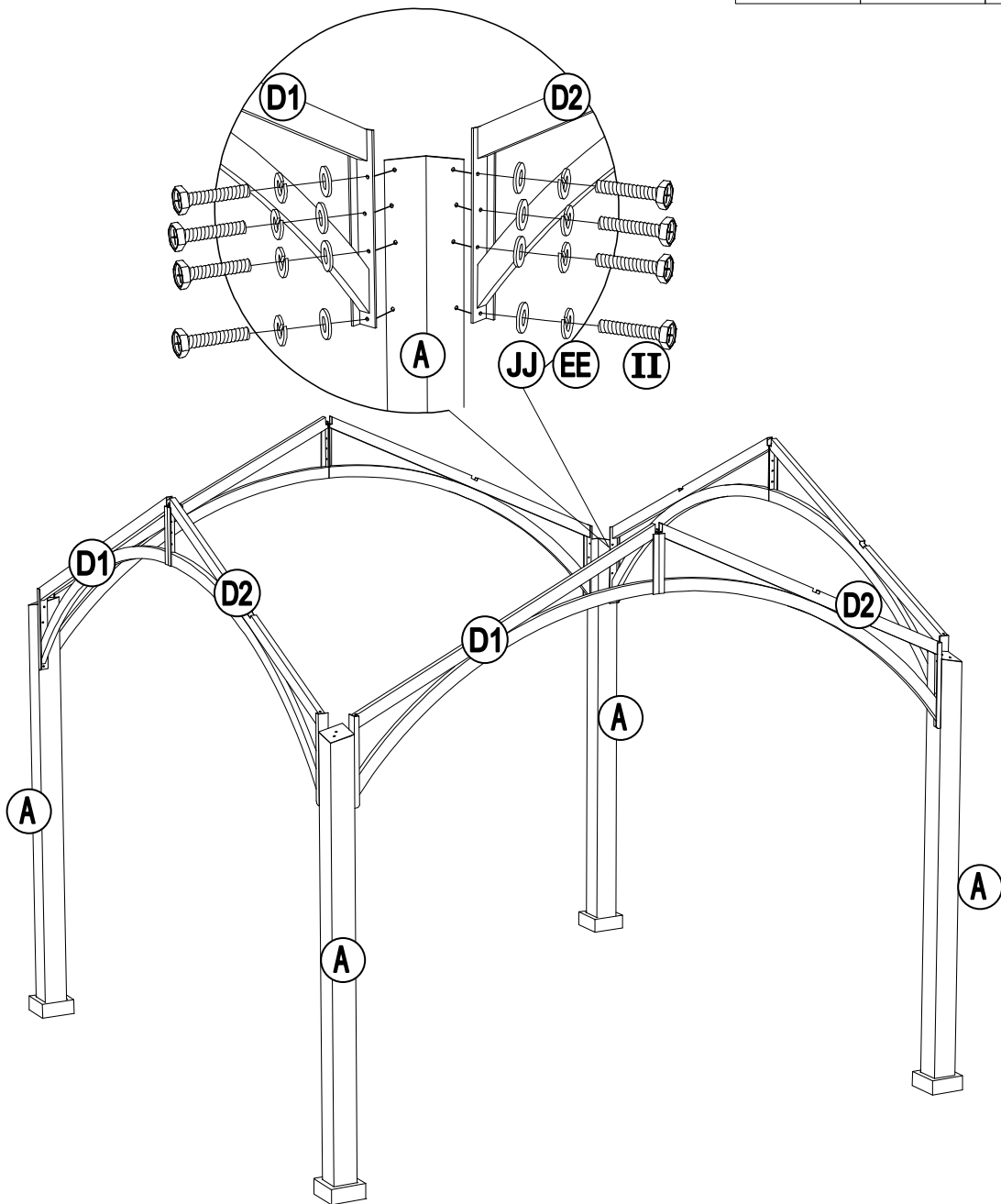
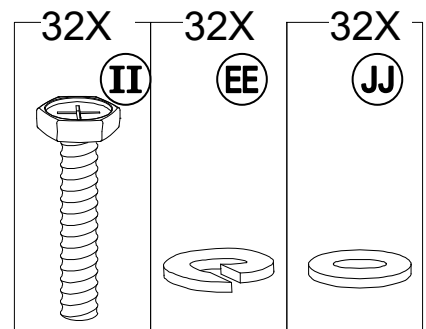
하드웨어 팩 / Hardware Pack					
라벨 Label	부품번호 Part Number	설명 Description	수량 Qty	스페어 Spare	부품의 선화 Part Image
AA	H010020008	M6*15 볼트 Bolt M6*15	93	5	
BB	H010020005	M6*25 볼트 Bolt M6*25	44	3	
CC	H050080006	M6 와셔 Flat washer M6	173	9	
DD	H040010003	M6 너트 Nut M6	8	1	
EE	H050020046	M8 스프링 워셔 Spring washer M8	32	2	
FF	H010020019	M8*20 볼트 Bolt M8*20	12	1	
GG	H010020020	M6*35 볼트 Bolt M6*35	20	1	
HH	H010100002	익스팬션 볼트 Φ6*80 Expansion Bolt Φ6*80	8	0	
II	H010020290	M8*30 볼트 Bolt M8*30	32	2	
JJ	H050080007	M8 와셔 Flat washer M8	56	3	
KK	H040010016	M8 너트 Nut M8	12	1	
LL	H010020528	M6*75 볼트 Bolt M6*75	8	1	
Z1	H090010017	M6 렌치 Wrench M6	2	0	
Z2	H090010012	M8 렌치 Wrench M8	2	0	

1

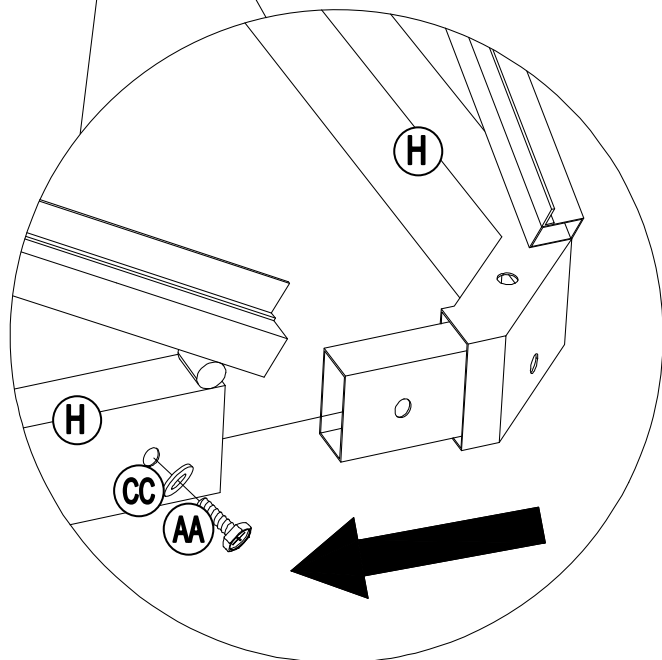
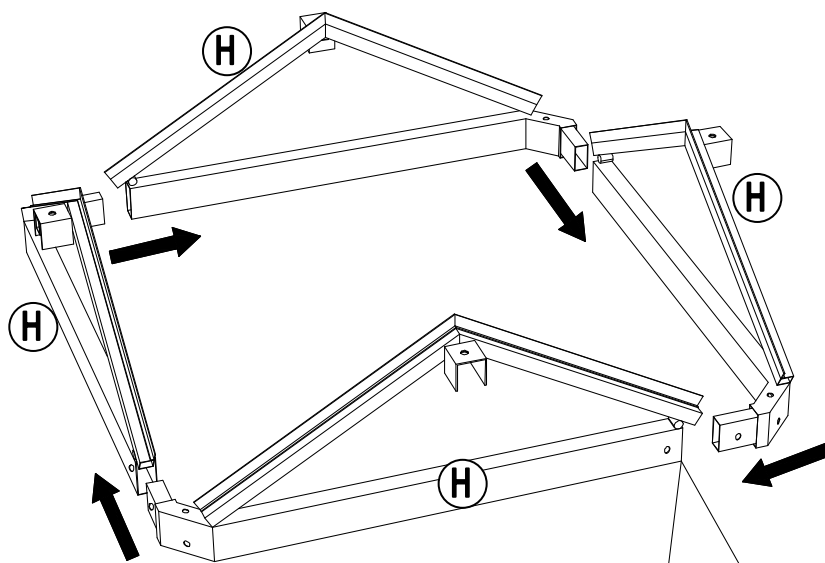
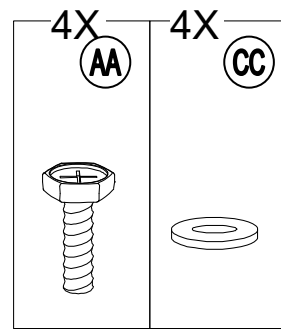
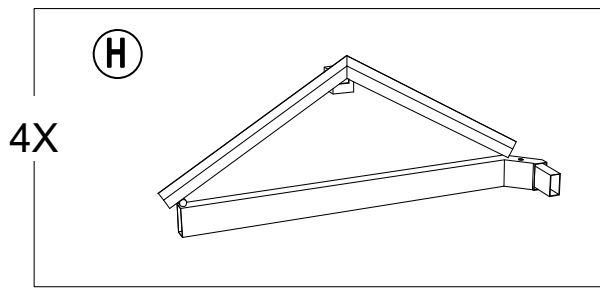


2

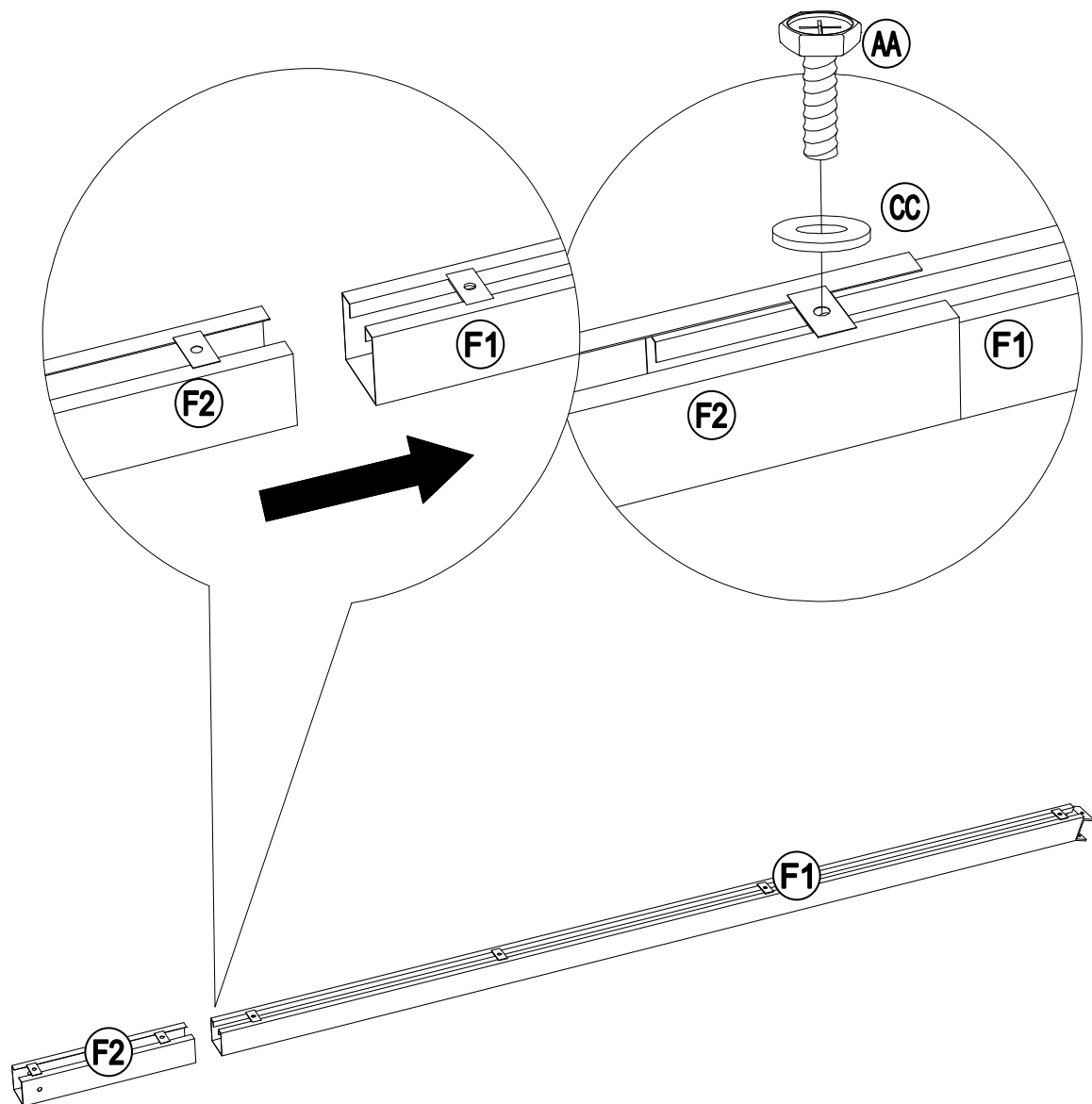
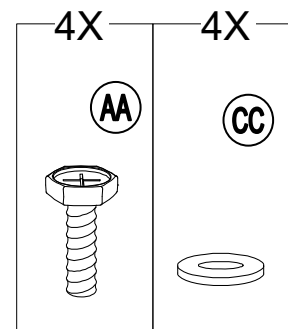
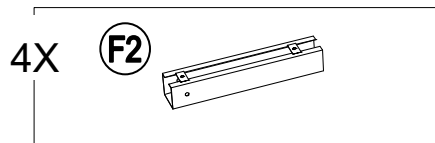
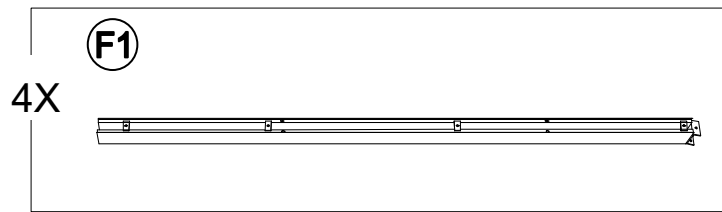




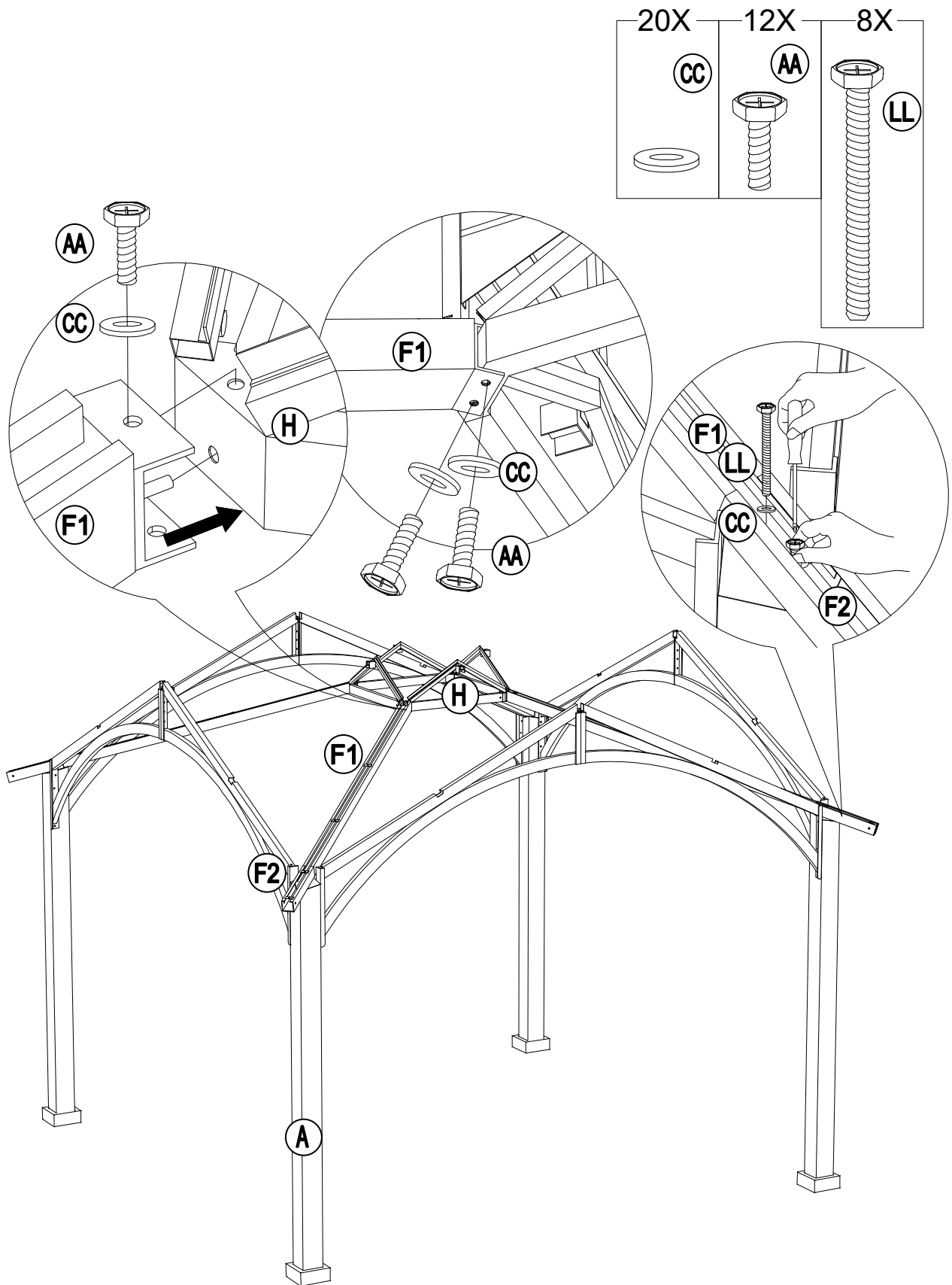
4



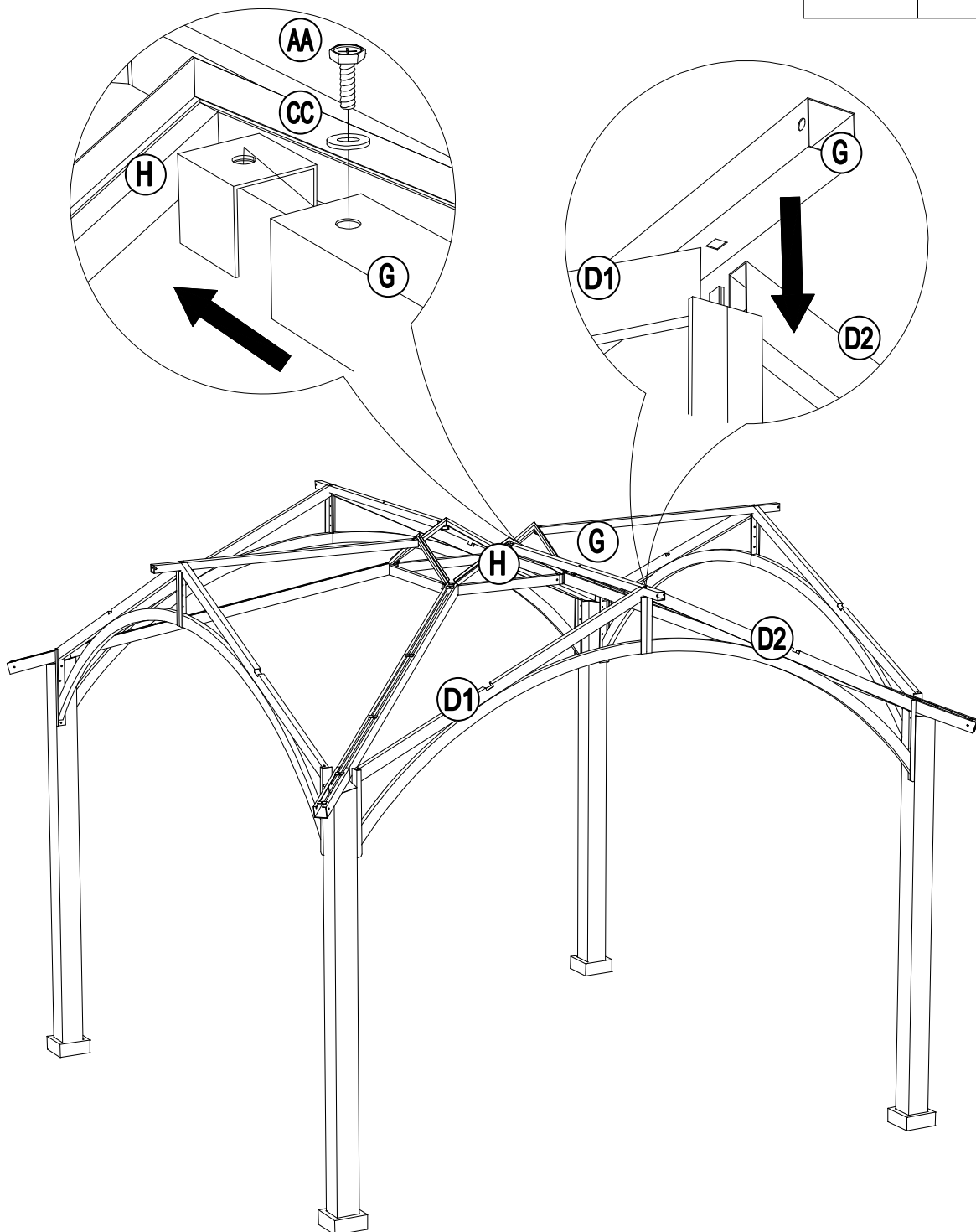
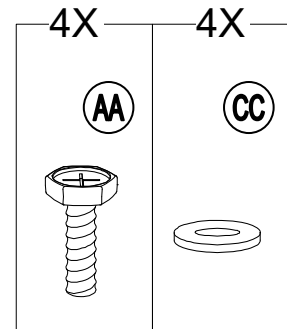
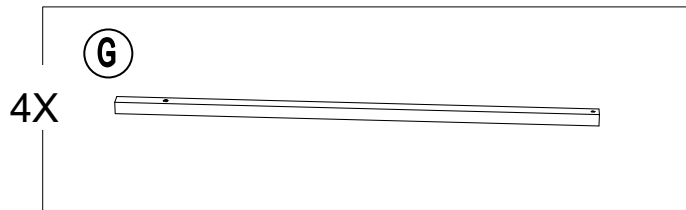
5

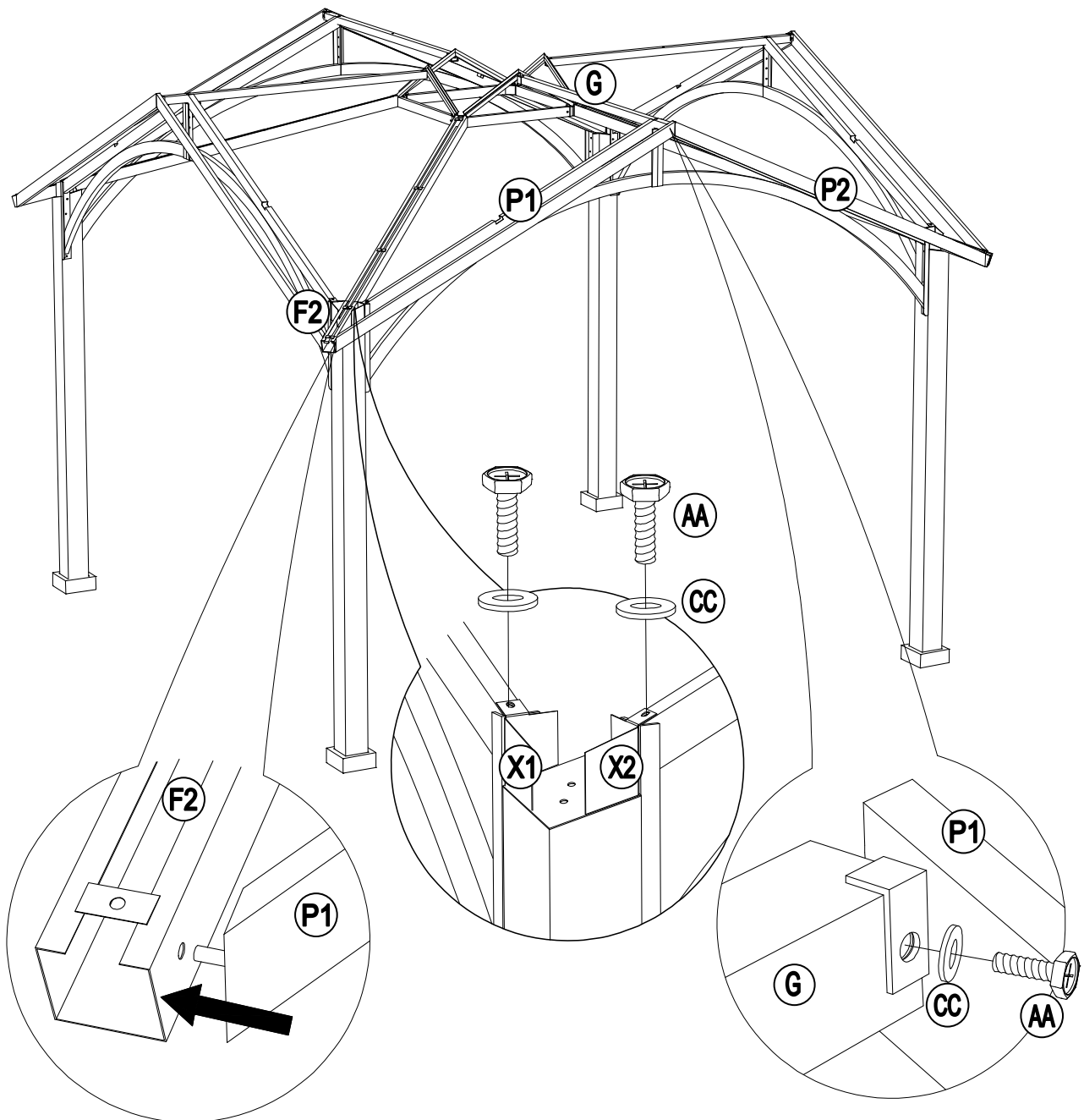
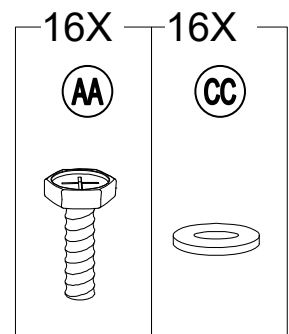
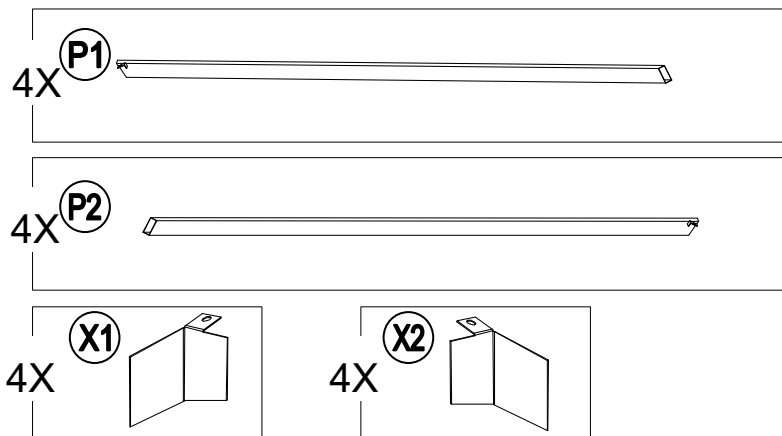


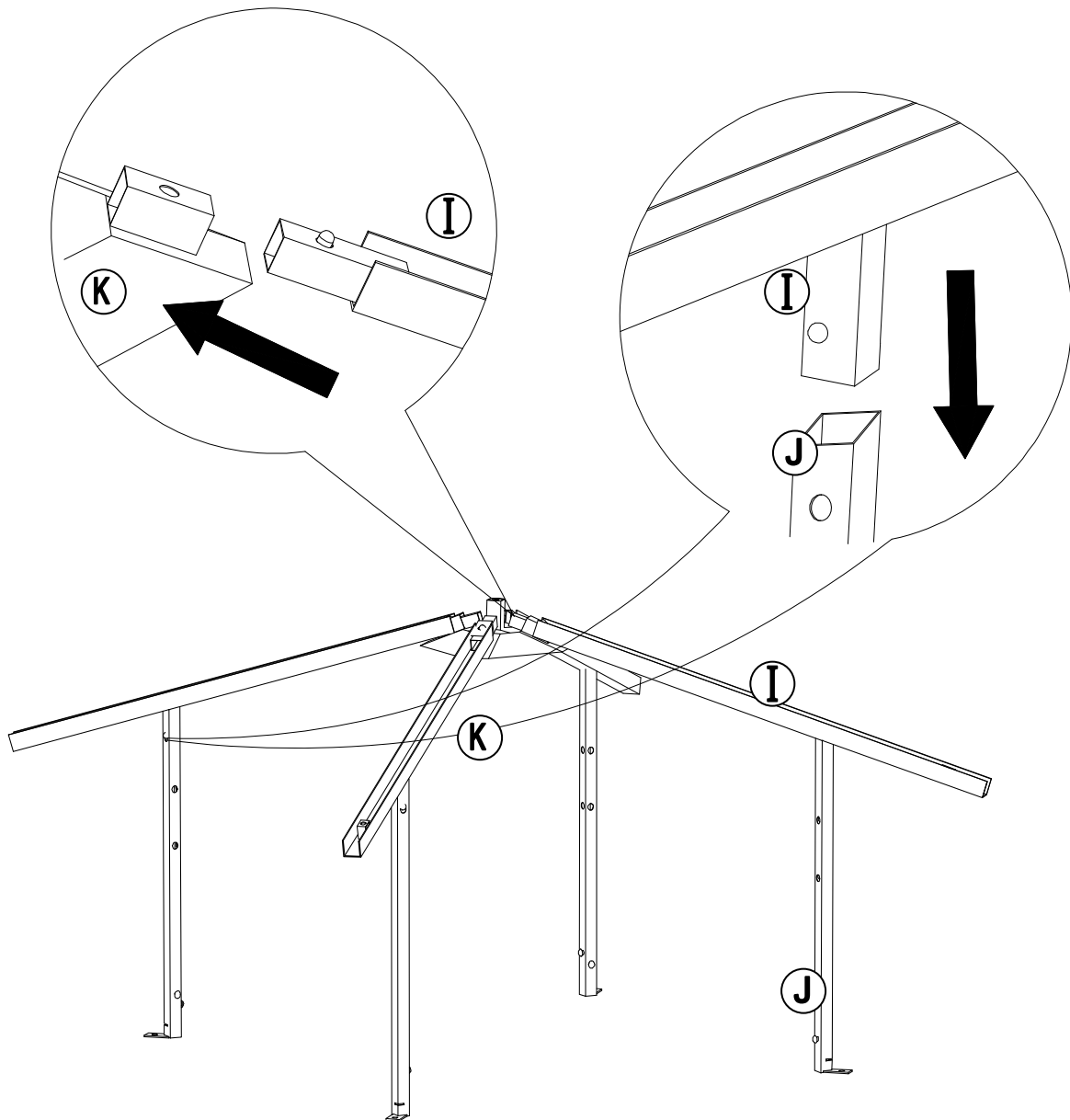

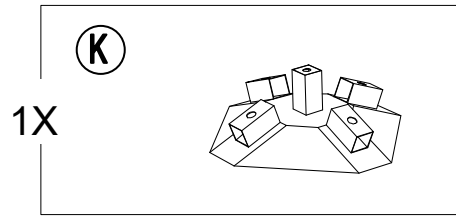
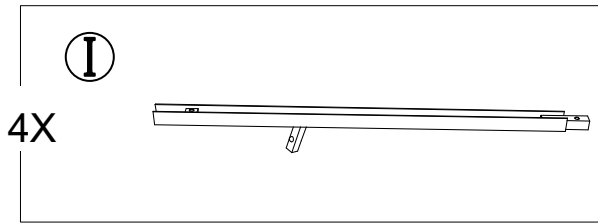


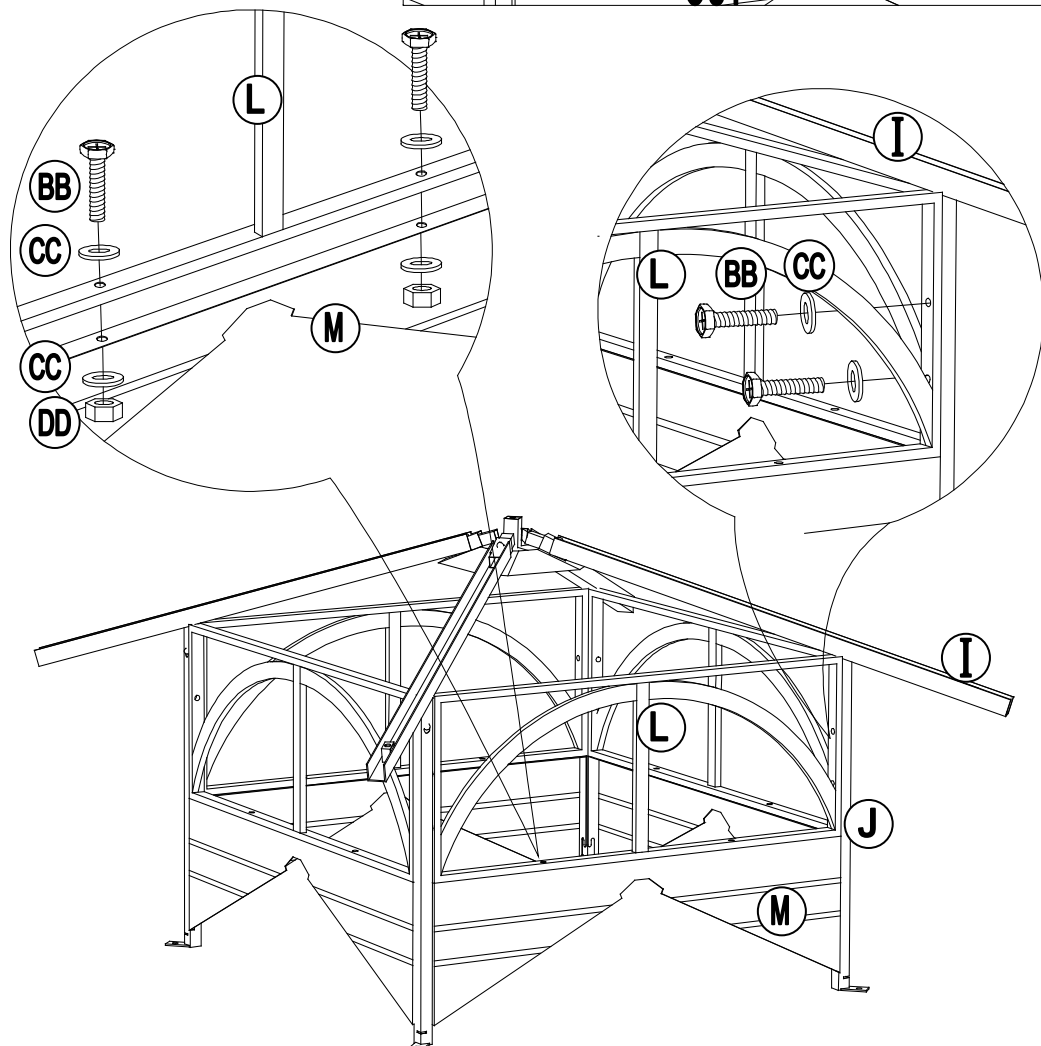
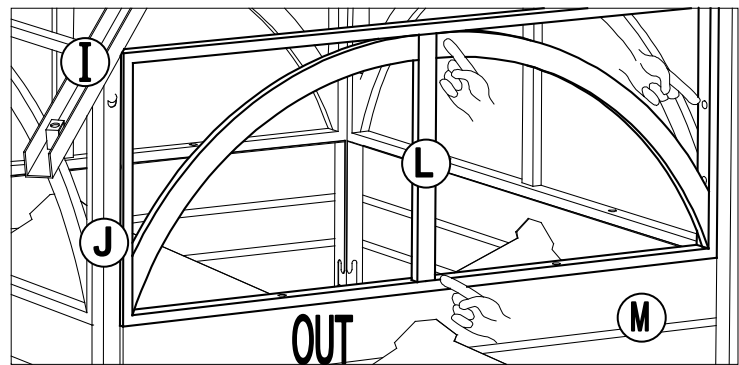
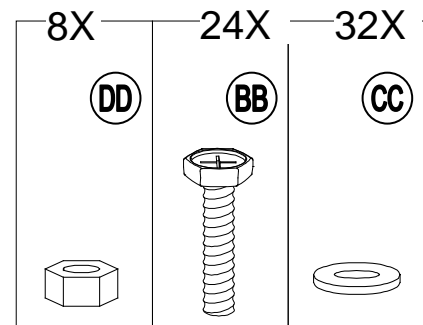
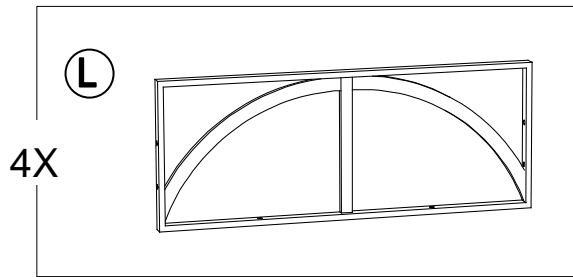


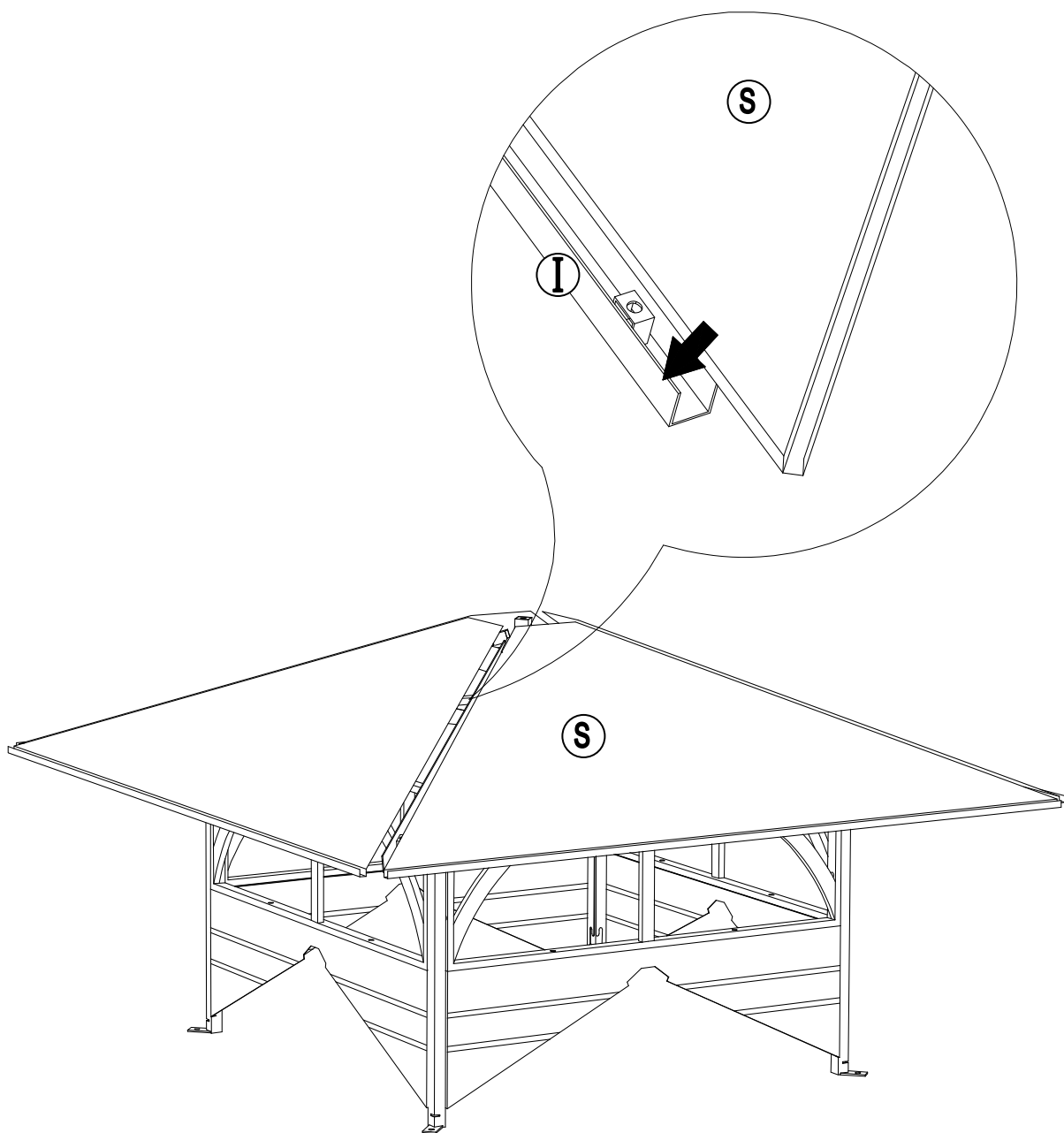
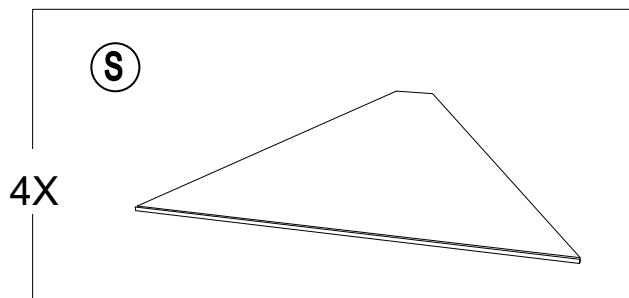
7



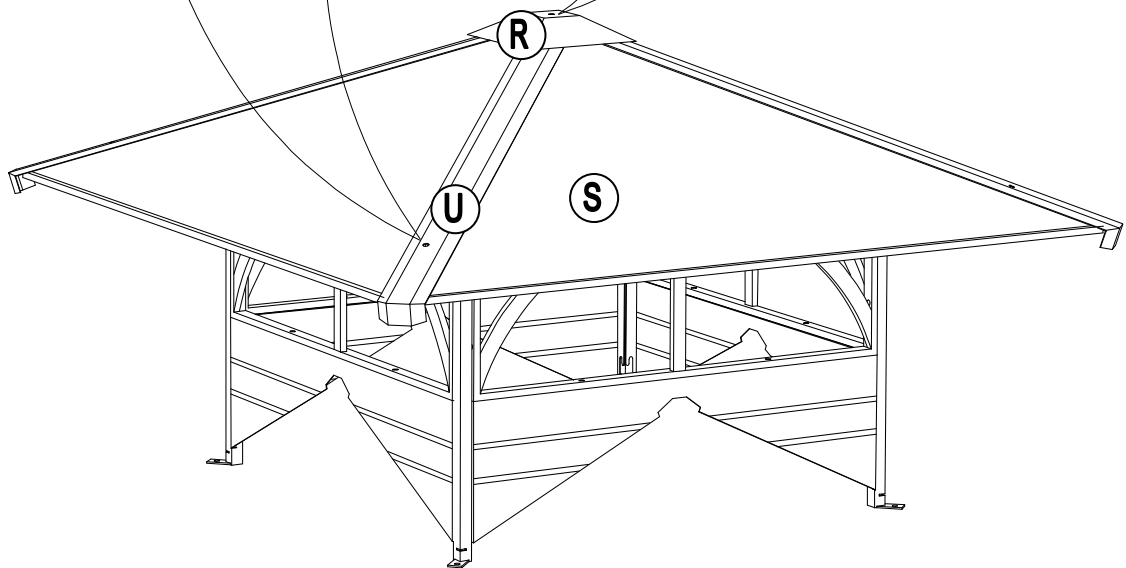
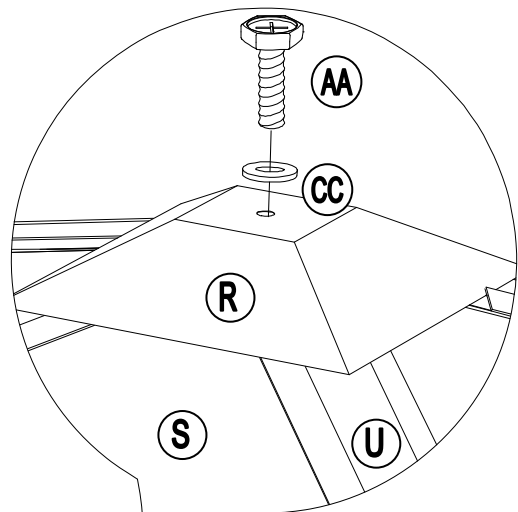
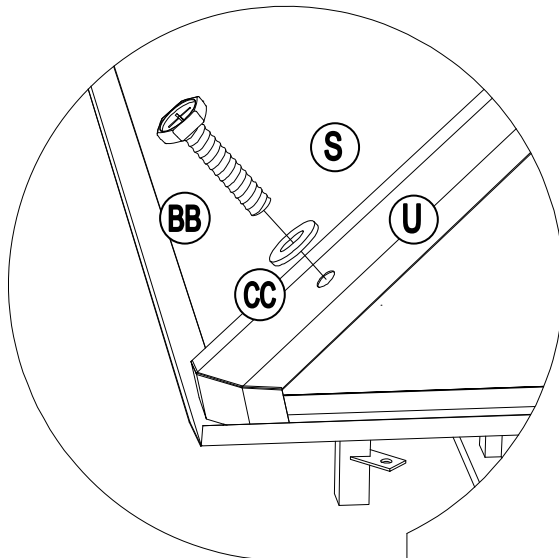
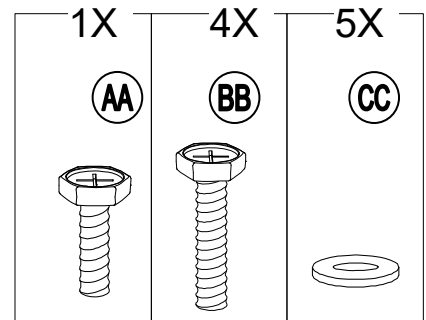
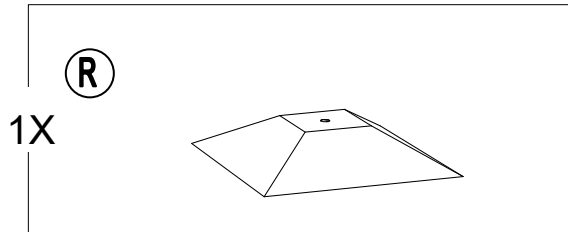
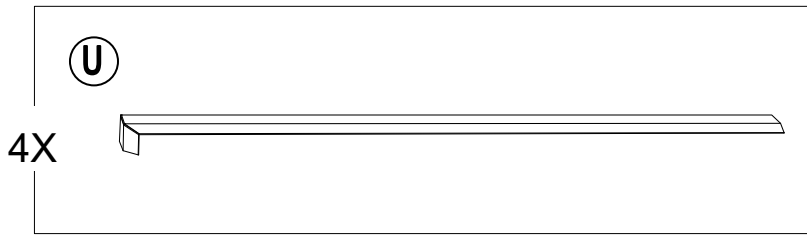


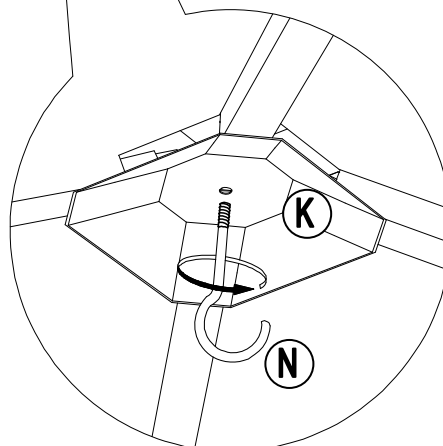
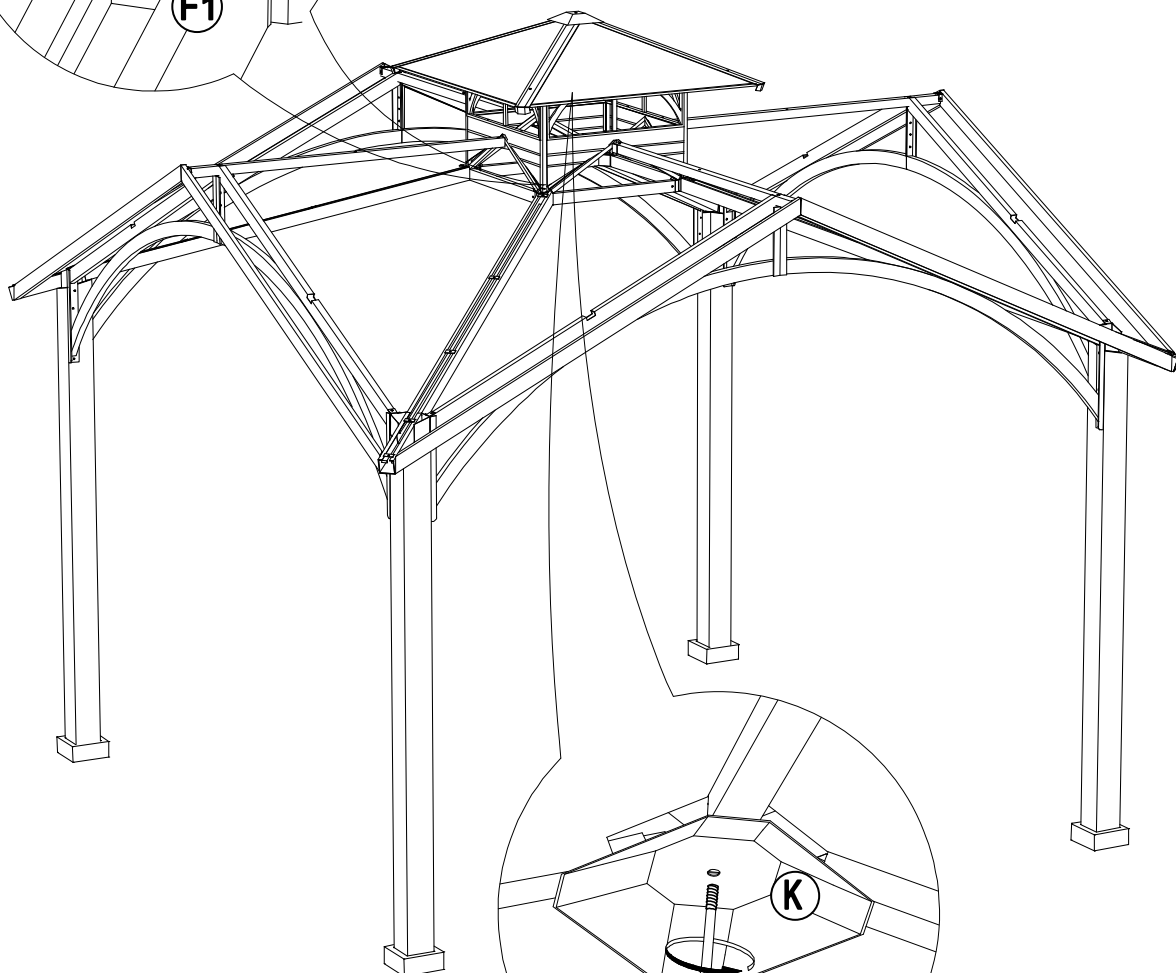
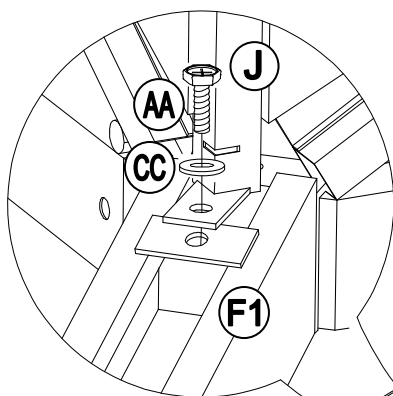
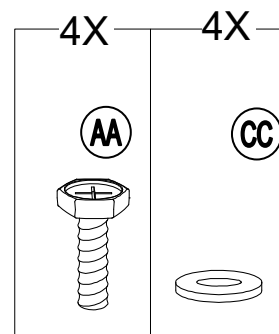
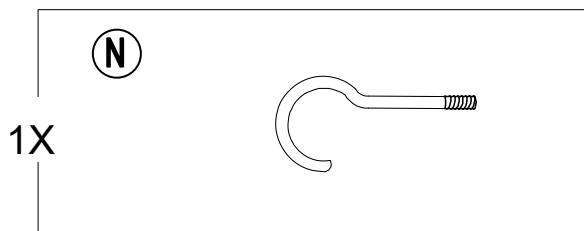




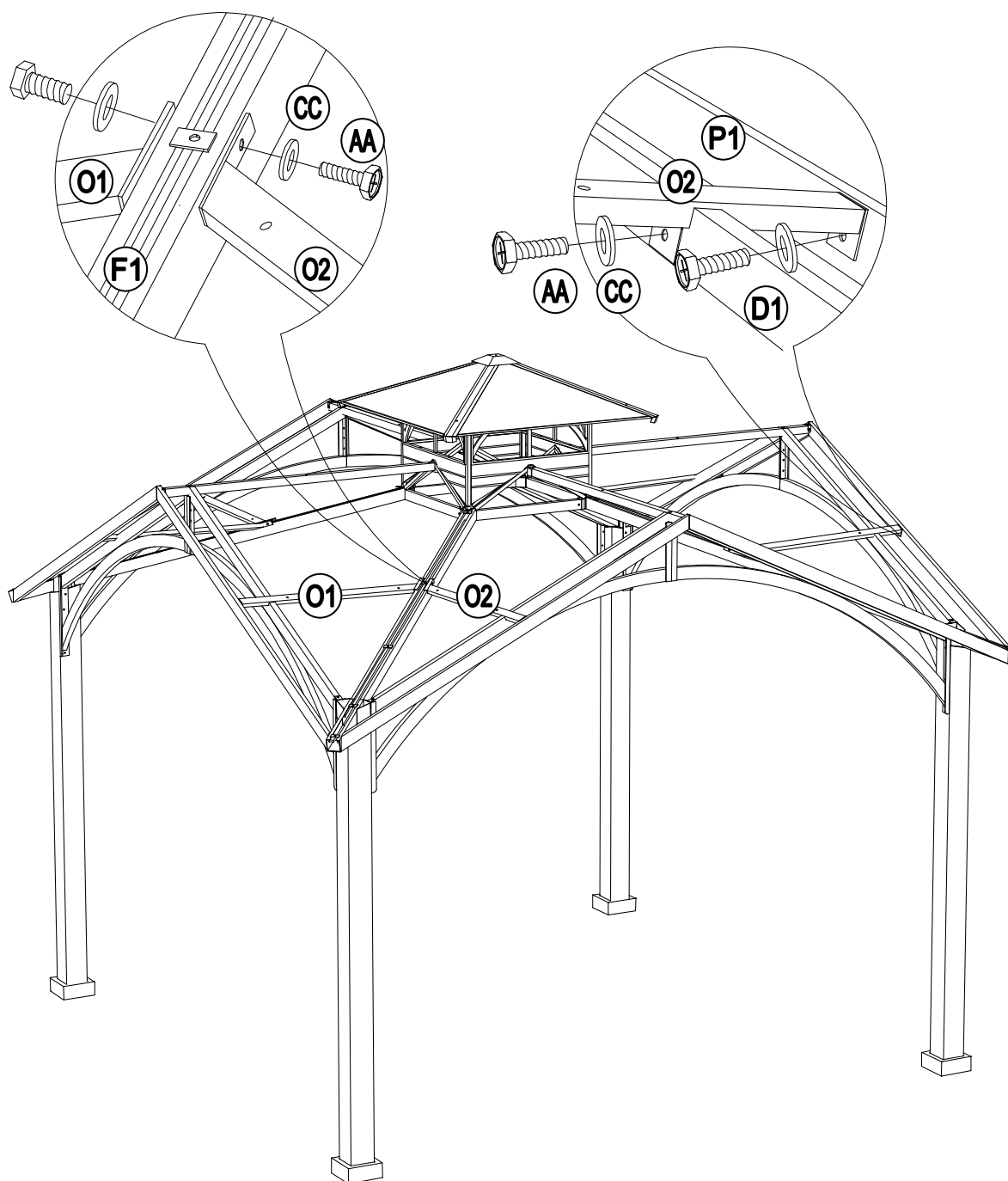
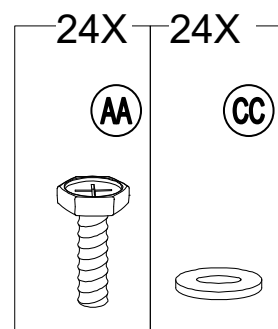
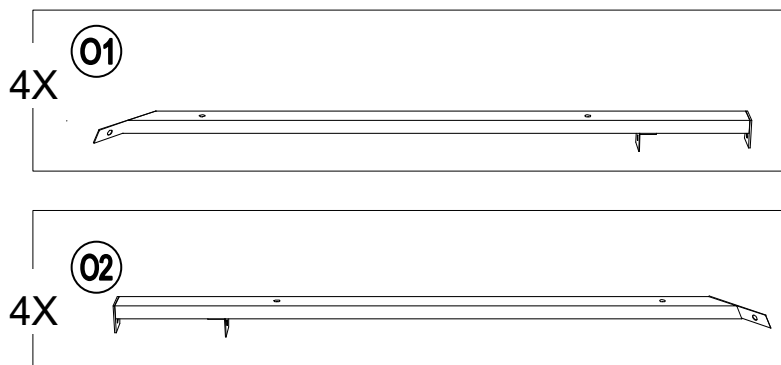


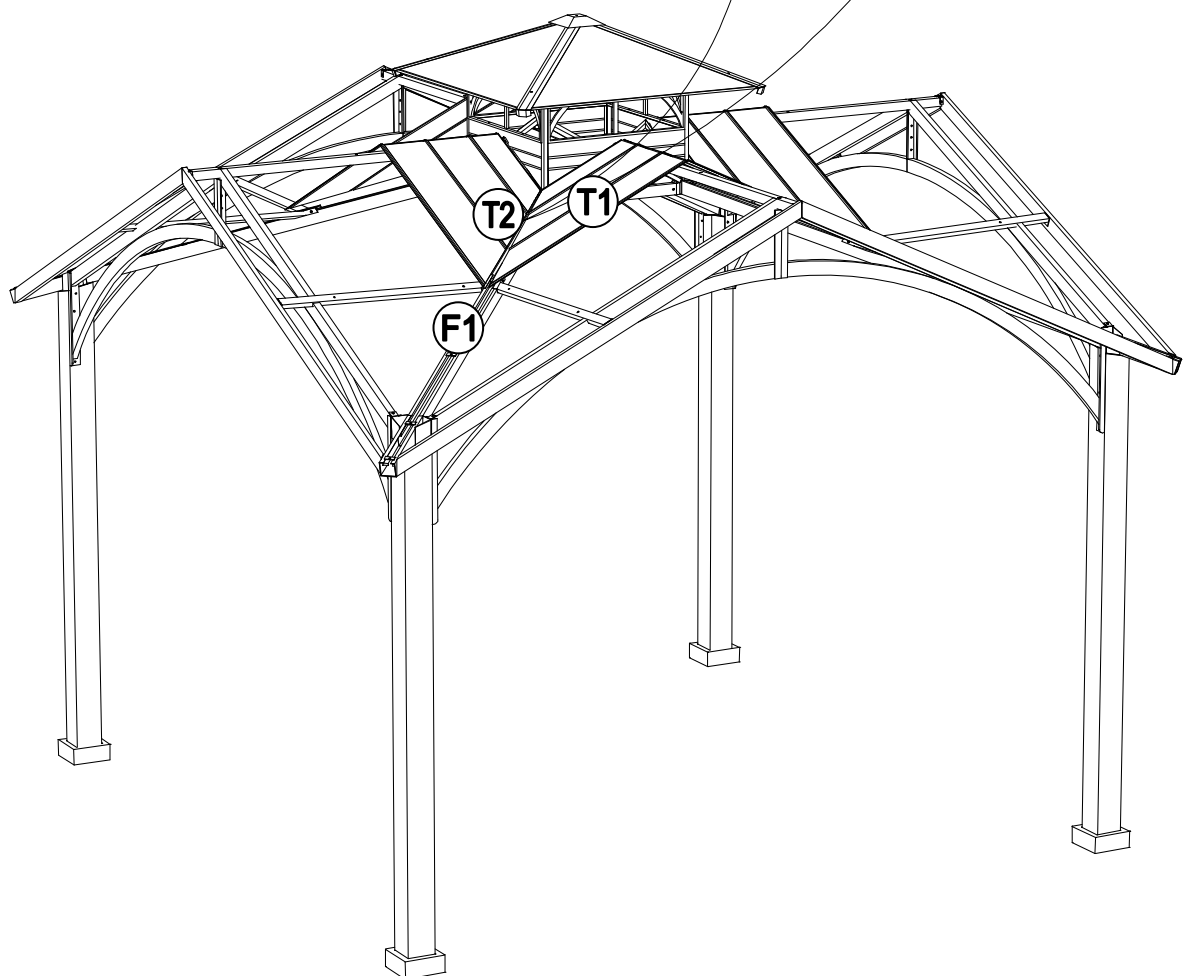
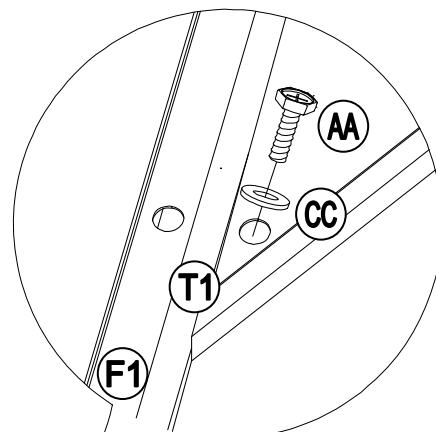
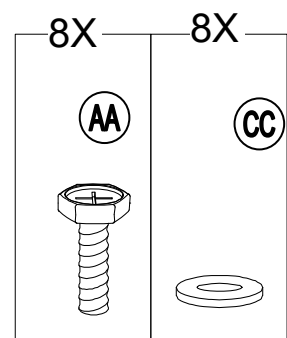
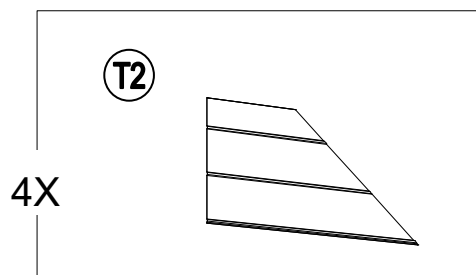
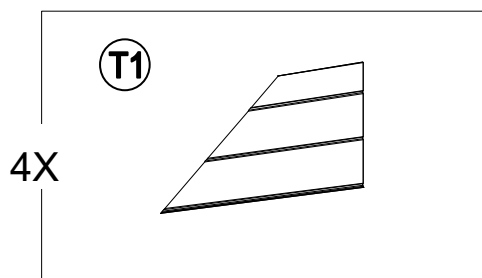
# 12

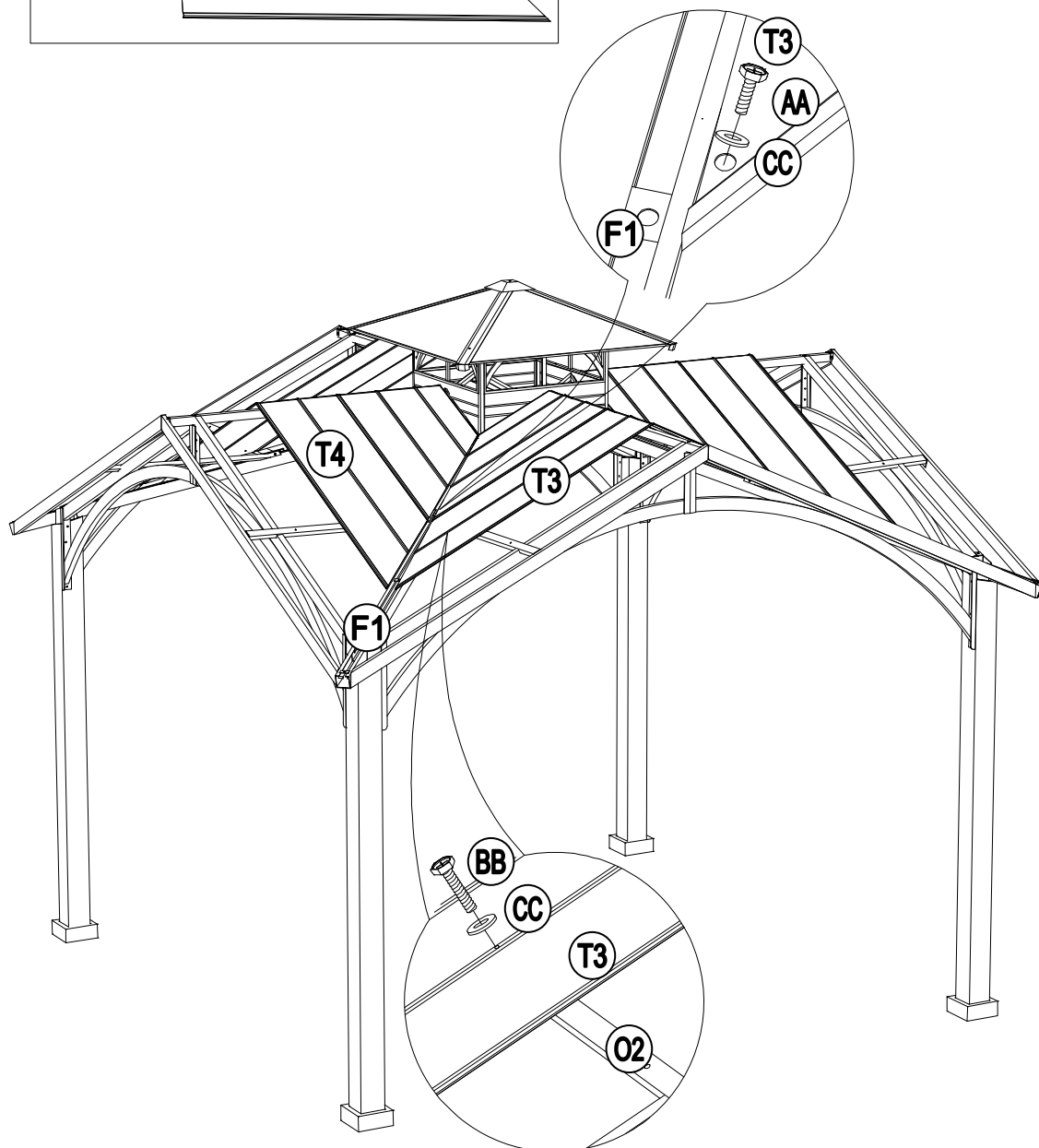
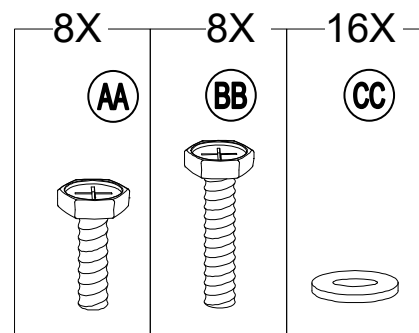
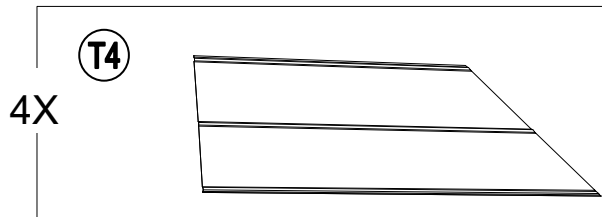
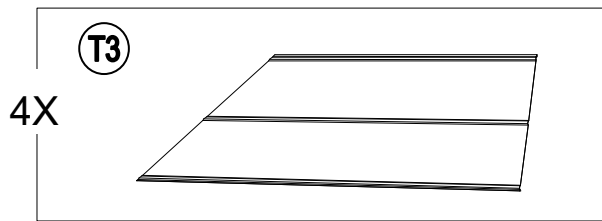


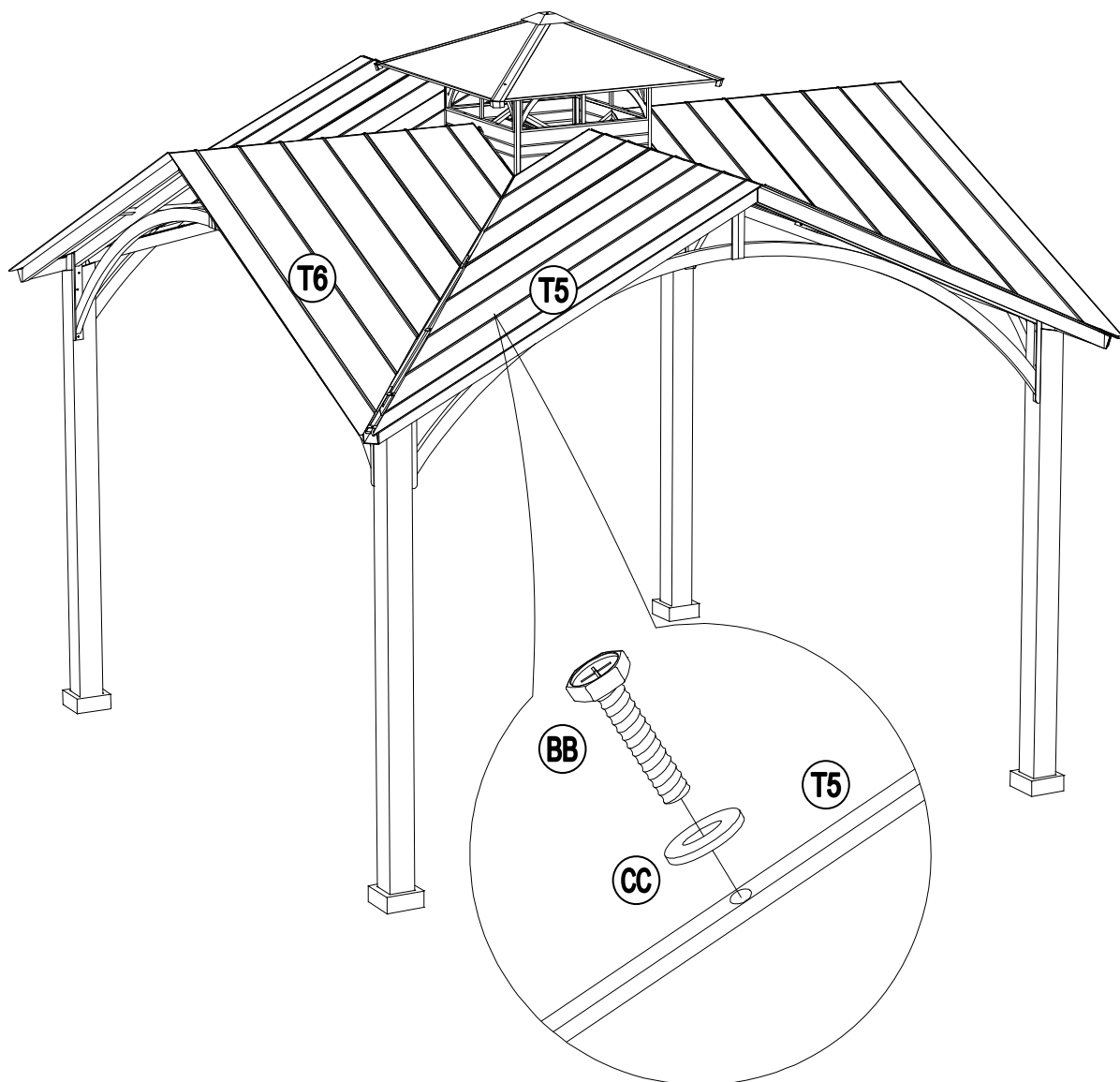
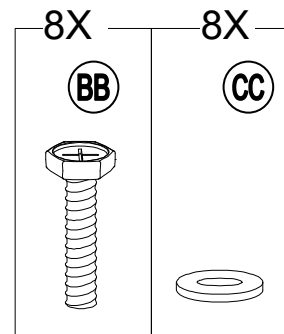
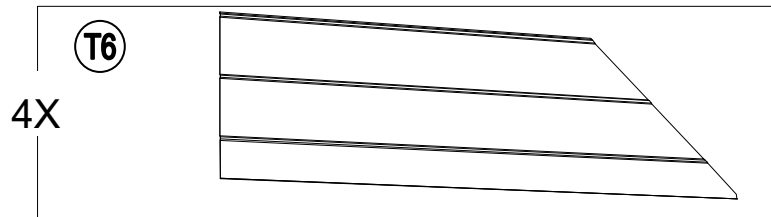
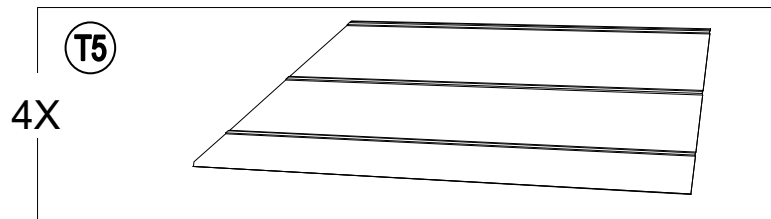


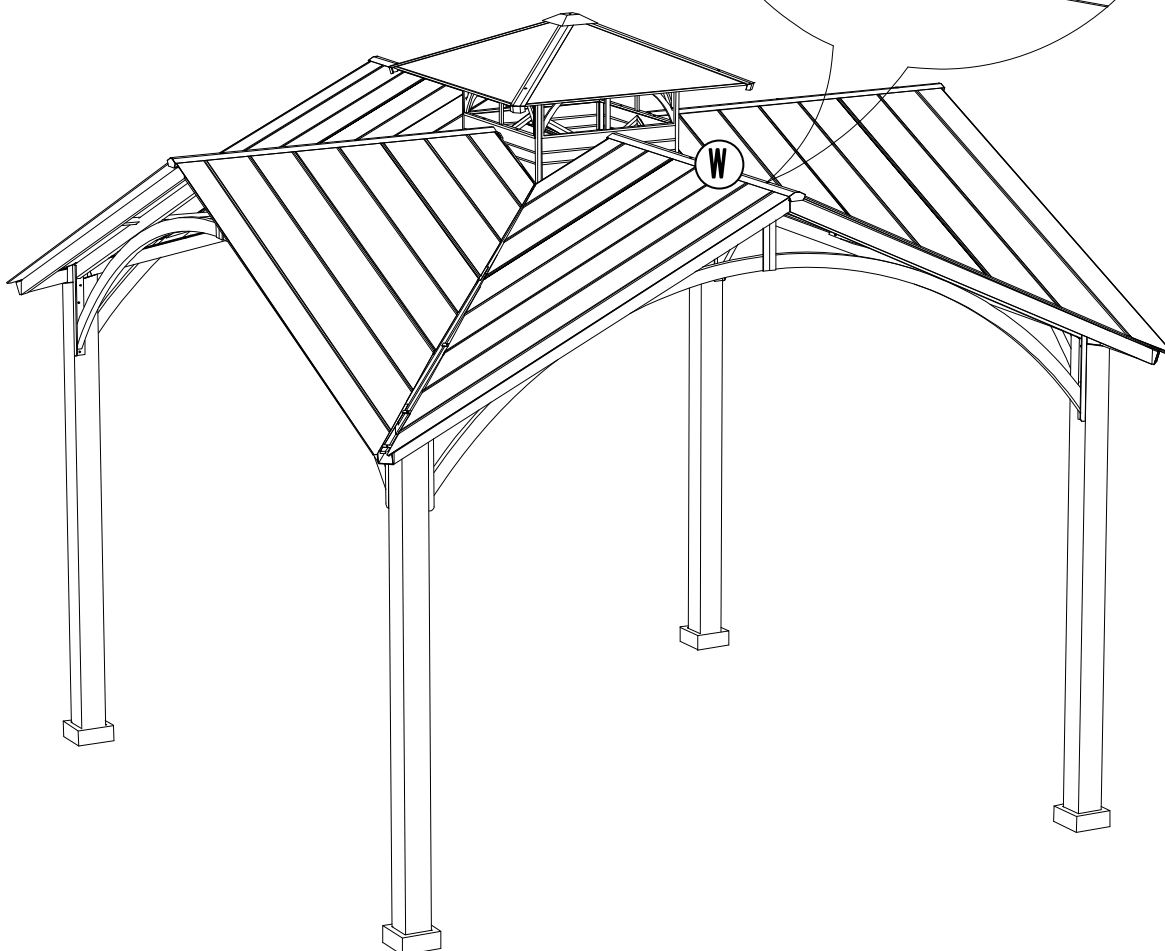
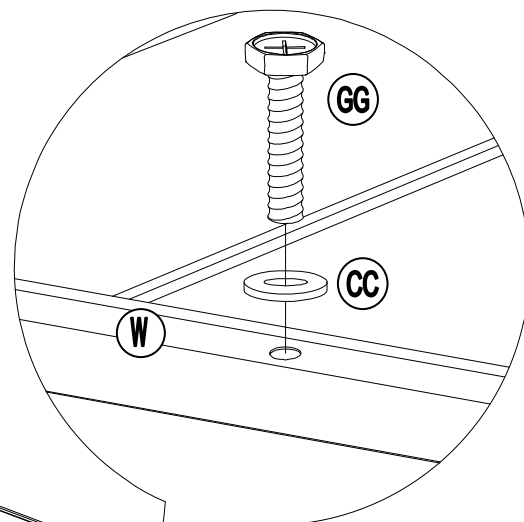
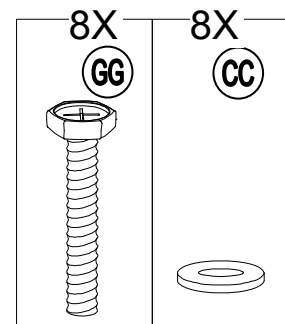
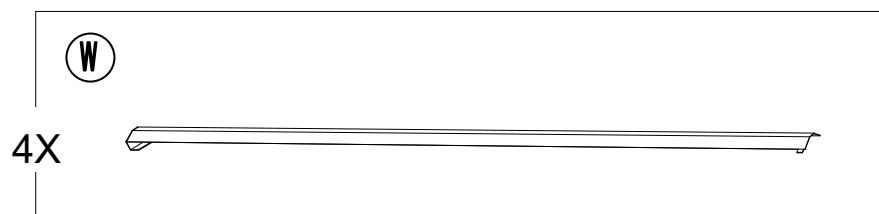


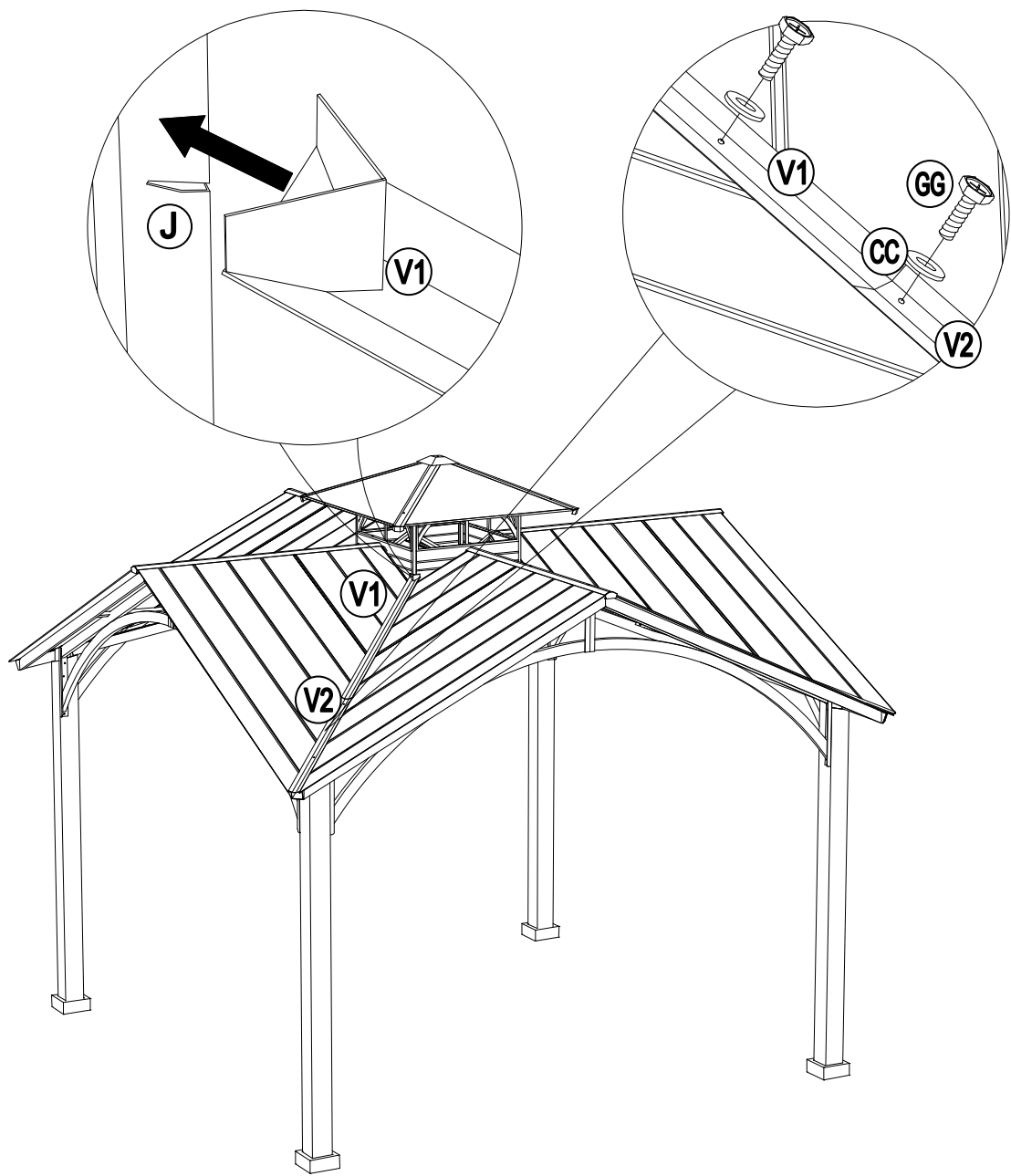
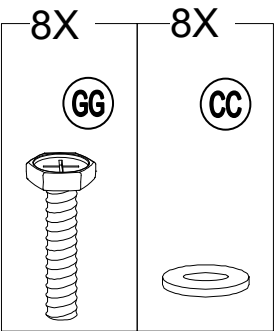
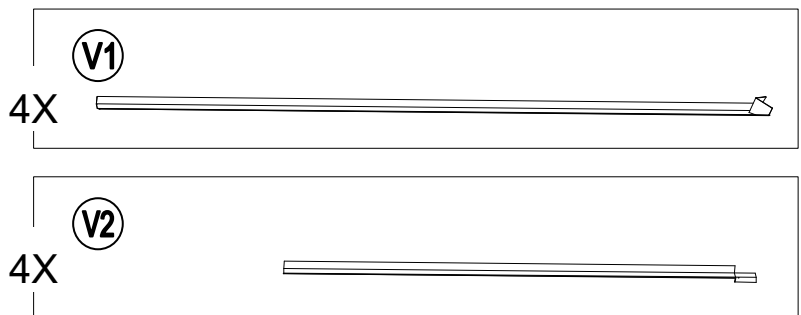


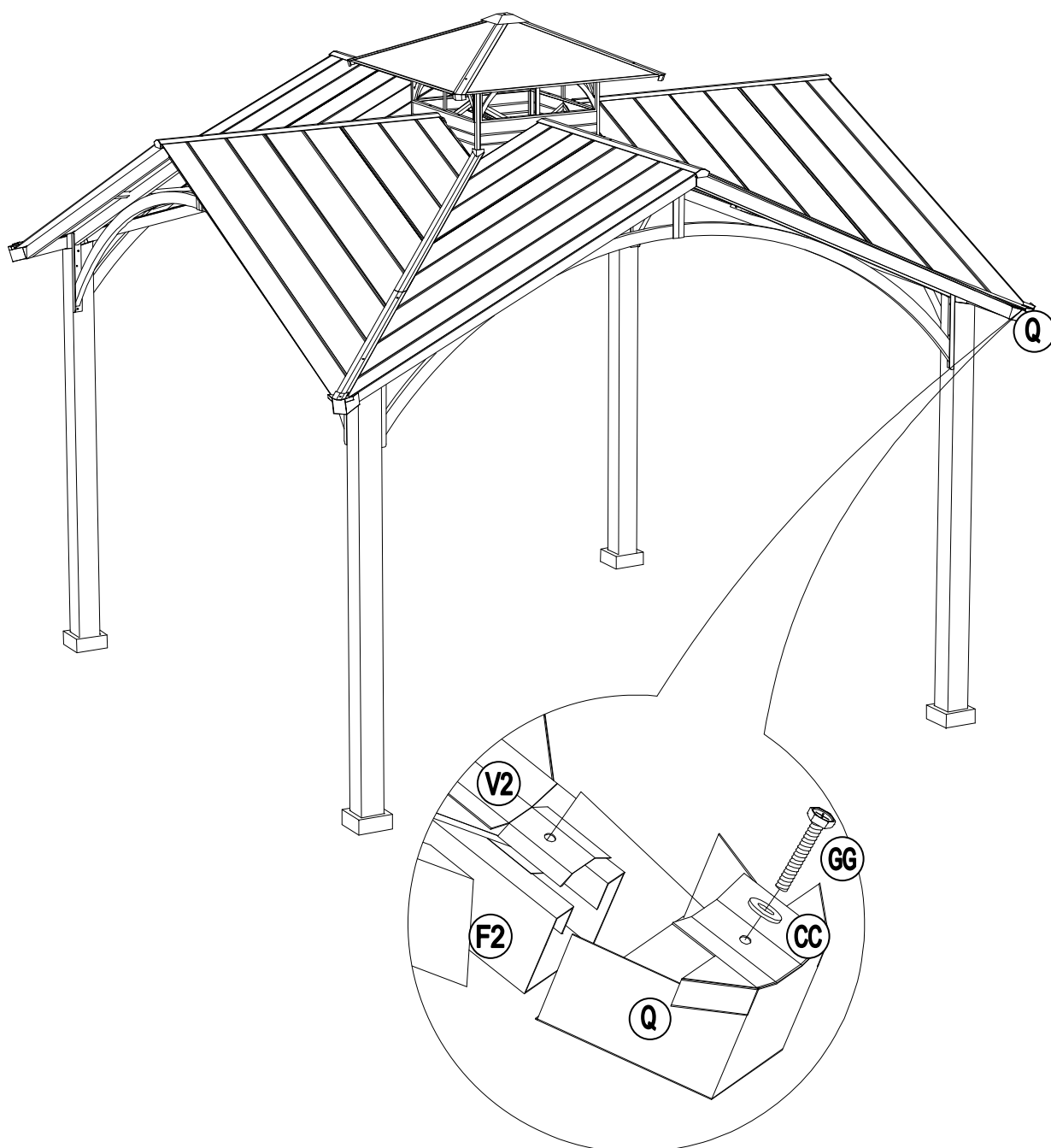
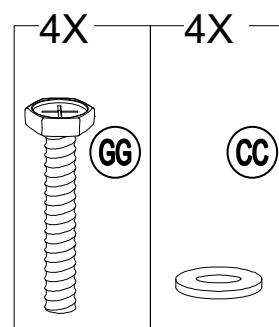
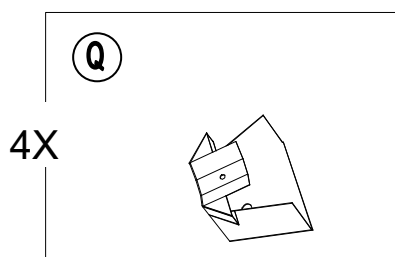


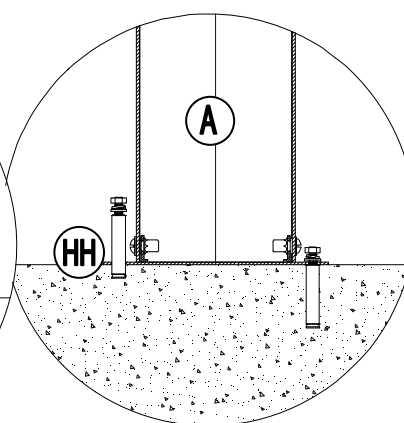
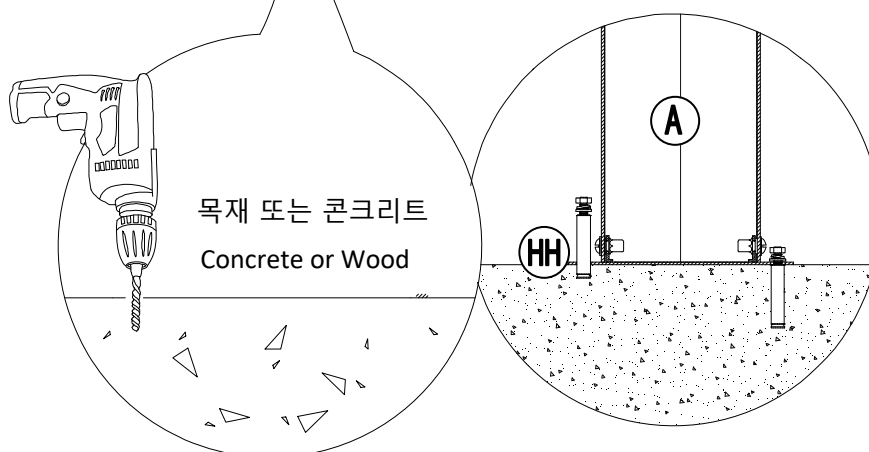
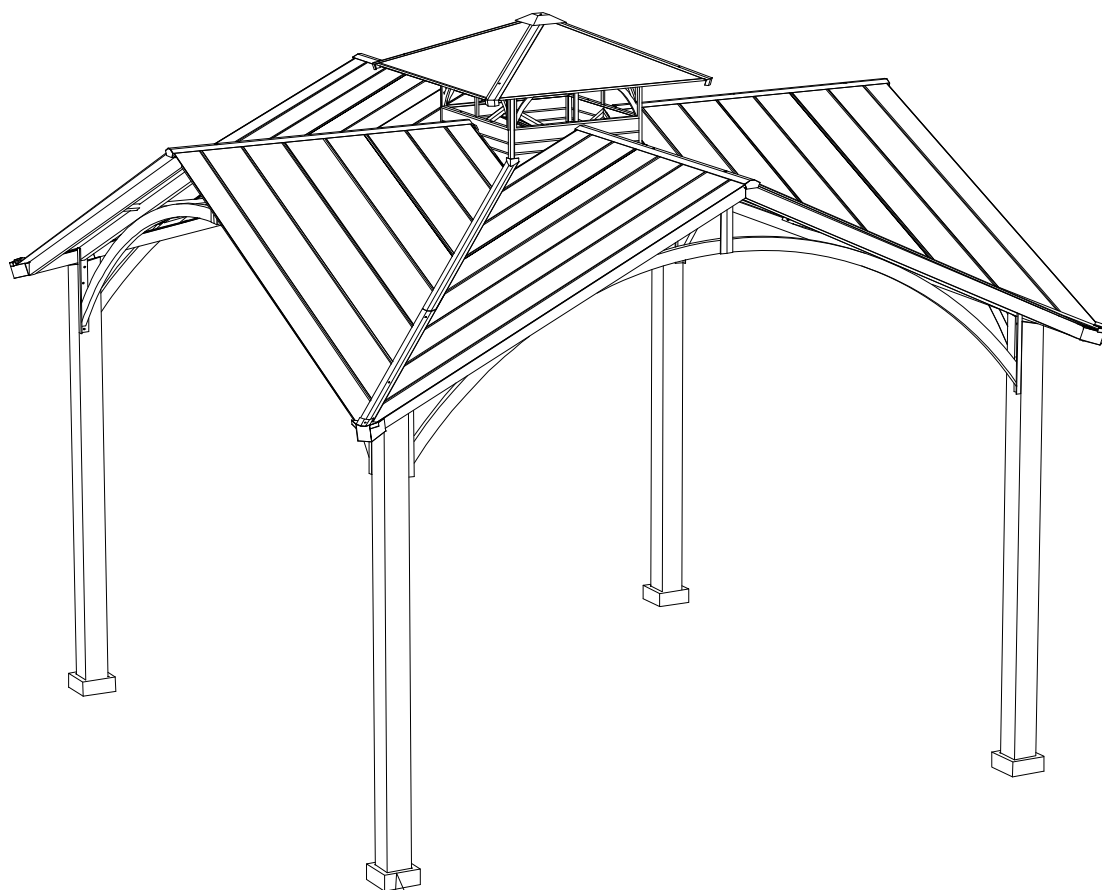
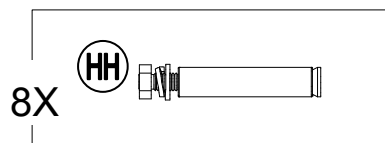




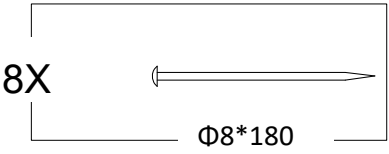













미포함 / Not Included



Distributed by:  
Costco Wholesale Corporation  
P.O. Box 34535  
Seattle, WA 98124-1535  
USA  
1-800-774-2678  
www.costco.com

Costco Wholesale Canada Ltd.\*  
415 W. Hunt Club Road  
Ottawa, Ontario  
K2E 1C5, Canada  
1-800-463-3783  
www.costco.ca  
\* faisant affaire au Québec sous  
le nom les Entrepôts Costco

Importado por:  
Importadora Primex S.A. de C.V.  
Blvd. Magnocentro No. 4  
San Fernando La Herradura  
Huixquilucan, Estado de México  
C.P. 52765  
RFC: IPR-930907-S70  
(55)-5246-5500  
www.costco.com.mx

Costco Wholesale Australia Pty Ltd  
17-21 Parramatta Road  
Lidcombe NSW 2141  
Australia  
www.costco.com.au

Costco Wholesale UK Ltd /  
Costco Online UK Ltd  
Hartspring Lane  
Watford, Herts  
WD25 8JS  
United Kingdom  
01923 213113  
www.costco.co.uk

Costco Wholesale Spain S.L.U.  
Polígono Empresarial Los Gavilanes  
C/ Agustín de Betancourt, 17  
28906 Getafe (Madrid) España  
NIF: B86509460  
900 111 155  
www.costco.es

Costco Wholesale Iceland ehf.  
Kauptún 3-7, 210 Gardabaer  
Iceland  
www.costco.is

Costco France  
1 avenue de Bréhat  
91140 Villebon-sur-Yvette  
France  
01 80 45 01 10  
www.costco.fr

Costco Wholesale Japan Ltd.  
2 Kakuchi, 2 Gaiku, Kaneda-Nishi  
361 Urikura, Kisarazu shi  
Chiba, 292-0007 Japan  
0570-200-800  
www.costco.co.jp

Costco Wholesale Korea, Ltd.  
40, Iljik-ro  
Gwangmyeong-si  
Gyeonggi-do, 14347, Korea  
1899-9900  
www.costco.co.kr

Costco Wholesale New Zealand Limited  
2 Gunton Drive  
Westgate  
Auckland 0814  
New Zealand  
www.costco.co.nz

Costco (China) Investment Co., Ltd.  
Room 01 Mezzanine  
No. 5178, Kang Xin Highway  
Pudong New District  
Shanghai  
China 201315  
+86-21-6257-7065

Costco Wholesale Sweden AB  
Box 614  
114 11 Stockholm  
Sweden  
www.costco.se

**MADE IN CHINA / FABRIQUÉ EN CHINE / HECHO EN CHINA**

Country of Origin: China  
Pais d'Origine: Chine  
París de Origen: China

Production Number: xxxxxxxxxx  
Numéro de Production: xxxxxxxxxx  
Numero de Producción: xxxxxxxxxx