


# Thomasville®

## 2-PIECE CONVERTIBLE SECTIONAL WITH CHAISE

침대 겸용 모듈형 소파



### ASSEMBLY AND CARE INSTRUCTIONS

조립 및 관리 지침

IMPORTANT, RETAIN FOR FUTURE REFERENCE: READ CAREFULLY.

중요합니다. 나중에 참고할 수 있도록 보관하세요: 자세히 읽으세요.

**WARNING: DO NOT ALLOW CHILDREN TO PLAY OR NEAR THIS PRODUCT. DON'T LEAVE CHILDREN UNATTENDED.**

경고: 어린이가 본 상품을 가지고 놀거나 가까이에서 놀지 않도록 주의해 주시고, 반드시 보호자가 함께 있어야 합니다.

**ITM. / ART. 1812576**  
**M# 2810-6495-74LN&76**

THIS SECTIONAL CAN SUPPORT UP TO:

본 상품의 최대 하중:

**113.4 kg / 250 lb**

PER SEAT / 좌석당



Please contact our customer service team before returning to store. Allow us to solve your issue.

For assistance with assembly or installation, parts and customer service, call:

1-800-318-9669 (English only), Monday – Friday 8:00 AM – 5:00 PM Central Standard Time (from US)

1-866-789-1060 (English and French), Monday – Friday 8:00 AM – 5:00 PM Central Standard Time (from Canada)

or email to: [upholsteryservice@trueinnovations.com](mailto:upholsteryservice@trueinnovations.com)

매장으로 반품하시기 전 당사 고객 서비시스템에 문의해 주시기 바랍니다. 귀하의 문제를 해결해 드리겠습니다.

조립이나 설치, 부품 및 고객 서비스에 대한 지원을 받으려면 다음 전화번호로 전화하세요.

1-800-318-9669(영어로만 제공), 월요일~금요일 오전 8시~오후 5시(중부 표준시)(미국에서)

1-866-789-1060(영어 및 프랑스어), 월요일 – 금요일 오전 8시 – 오후 5시 중부 표준시(캐나다에서)

또는 다음 이메일로 문의하십시오: [upholsteryservice@trueinnovations.com](mailto:upholsteryservice@trueinnovations.com)

[www.trueinnovations.com](http://www.trueinnovations.com)

Distributed by:

Costco Wholesale Corporation

P.O. Box 34535

Seattle, WA 98124-1535

USA

1-800-774-2678

[www.costco.com](http://www.costco.com)

Costco Wholesale Canada Ltd. \*

415 W. Hunt Club Road

Ottawa, Ontario

K2E 1C5, Canada

1-800-463-3783

[www.costco.ca](http://www.costco.ca)

\* faisant affaire au Québec sous

le nom les Entrepôts Costco

Importado por:

Importadora Primex S.A. de C.V.

Blvd. Magnocentro No. 4

San Fernando La Herradura

Huixquilucan, Estado de México

C.P. 52765

RFC: IPR-930907-S70

(55)-5246-5500

[www.costco.com.mx](http://www.costco.com.mx)

Costco Wholesale Australia Pty Ltd

17-21 Parramatta Road

Lidcombe NSW 2141

Australia

[www.costco.com.au](http://www.costco.com.au)

Costco Wholesale Japan Ltd.

2 Kakuchi, 2 Gaiku, Kaneda-Nishi

361 Urikura, Kisarazu shi

Chiba, 292-0007 Japan

0570-200-800

[www.costco.co.jp](http://www.costco.co.jp)

Costco Wholesale Spain S.L.U.

Polígono Empresarial Los Gavilanes

C/ Agustín de Betancourt, 17

28906 Getafe (Madrid) España

NIF: B86509460

900 111 155

[www.costco.es](http://www.costco.es)

Costco Wholesale Iceland ehf.

Kauptún 3-7, 210 Gardabaer

Iceland

[www.costco.is](http://www.costco.is)

Costco France

1 avenue de Bréhat

91140 Villebon-sur-Yvette

France

01 80 45 01 10

[www.costco.fr](http://www.costco.fr)

Costco Wholesale Korea, Ltd.

40, Iljik-ro

Gwangmyeong-si

Gyeonggi-do, 14347, Korea

1899-9900

[www.costco.co.kr](http://www.costco.co.kr)

Costco Wholesale New Zealand Limited

2 Gunton Drive

Westgate

Auckland 0814

New Zealand

[www.costco.co.nz](http://www.costco.co.nz)

Costco (China) Investment Co., Ltd.

Room 01 Mezzanine

No. 5178, Kang Xin Highway

Pudong New District

Shanghai

China 201315

+86-21-6257-7065

Costco Wholesale Sweden AB

Box 614

114 11 Stockholm

Sweden

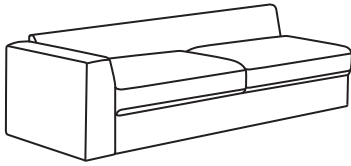
[www.costco.se](http://www.costco.se)

## ATTENTION

Cushions tend to shift in the box and become compressed during shipping, or under normal use; some cushion designs may compress more easily. If cushions appear to be compressed, wavy, or wrinkled, they can easily be “fluffed” by hand. Loose cushions can be removed and patted firmly by hand on all sides and edges until the appearance is improved. Fixed cushions can also be patted firmly by hand until appearance improves. After initial unboxing, allow 24-48 hours for the cushions to fully rebound to their normal shape and for the fabric or leather to smooth. If fabric or leather appears wrinkled or wavy, you can gently smooth the material with your hands to help it settle faster.

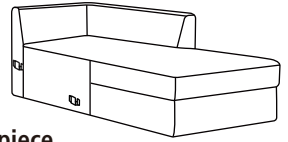
## 주의

운송 중 쿠션이 박스 내에서 움직여 쿠션 모양에 변형이 있을 수 있습니다. 또는 정상적인 사용 중 일부 쿠션 모양이 변형될 수 있습니다. 쿠션이 눌러 있거나 표면이 고르지 못하고 주름이 생겼을 때 손으로 쉽게 쿠션을 부풀릴 수 있습니다. 분리 가능한 쿠션은 모든 면과 가장자리를 형태가 잡힐 때까지 손으로 고르게 두드립니다. 소파에 고정된 쿠션 또한 형태가 잡힐 때까지 손으로 고르게 두드립니다. 처음 개봉 후 쿠션이 정상 형태로 복구되거나 패브릭 또는 가죽이 펴지기까지 24-48시간이 소요됩니다. 패브릭이나 가죽이 주름지거나 표면이 고르지 못할 경우, 손으로 가볍게 쓸어주면 보다 빠르게 주름을 펴 수 있습니다.



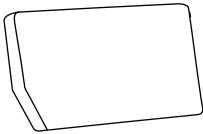
Ⓐ

**Loveseat x 1 piece**  
러브시트 x 1개



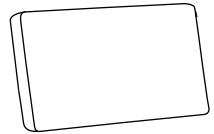
Ⓑ

**Chaise x 1 piece**  
의자 x 1개




Ⓒ

**Back cushion x 1 piece**  
등 쿠션 x 1개



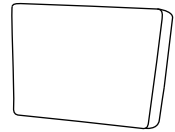
Ⓓ

**Back cushion x 1 piece**  
등 쿠션 x 1개



Ⓔ

**Back cushion x 1 piece**  
등 쿠션 x 1개



Ⓕ

**Back cushion x 1 piece**  
등 쿠션 x 1개




Ⓖ

**Wood legs with washers x 7 pieces**  
와셔 달린 나무다리 x 7개



Ⓖ

**Metal leg x 1 piece**  
금속 다리 x 1개



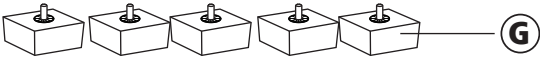
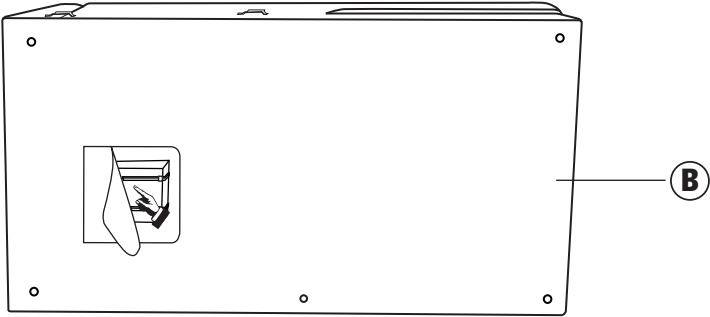
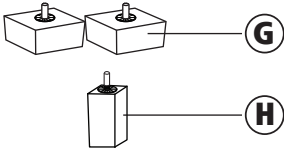

Ⓖ

**Pillows x 2 pieces**  
베개 x 2개

- UNPACK ON A SOFT, SMOOTH SURFACE AND INVENTORY ALL PARTS.
- 평탄한 곳에서 제품을 개봉하시고 부속품을 확인하십시오.

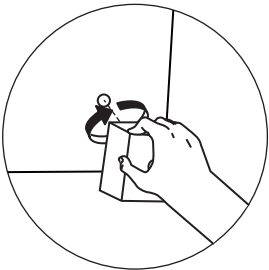
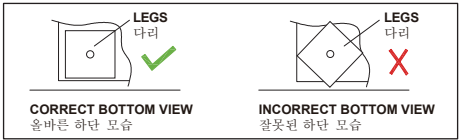
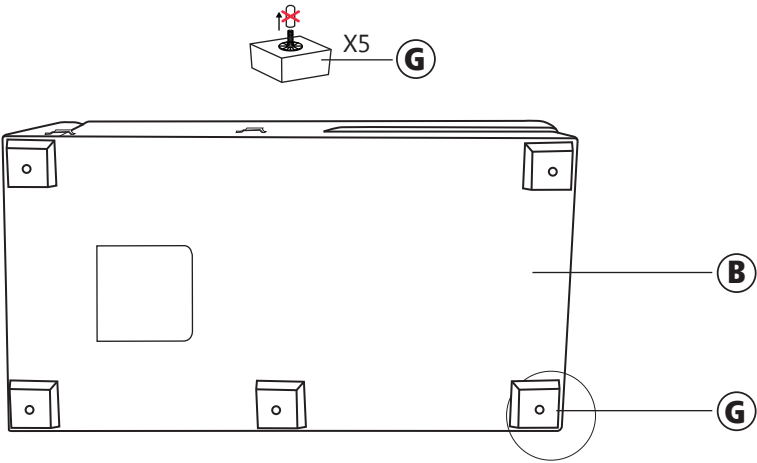
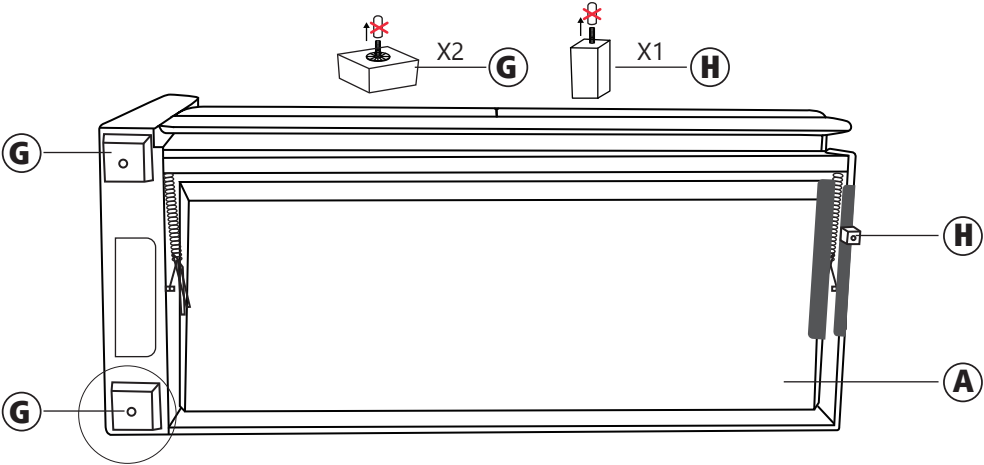


Step 1 / 1 단계

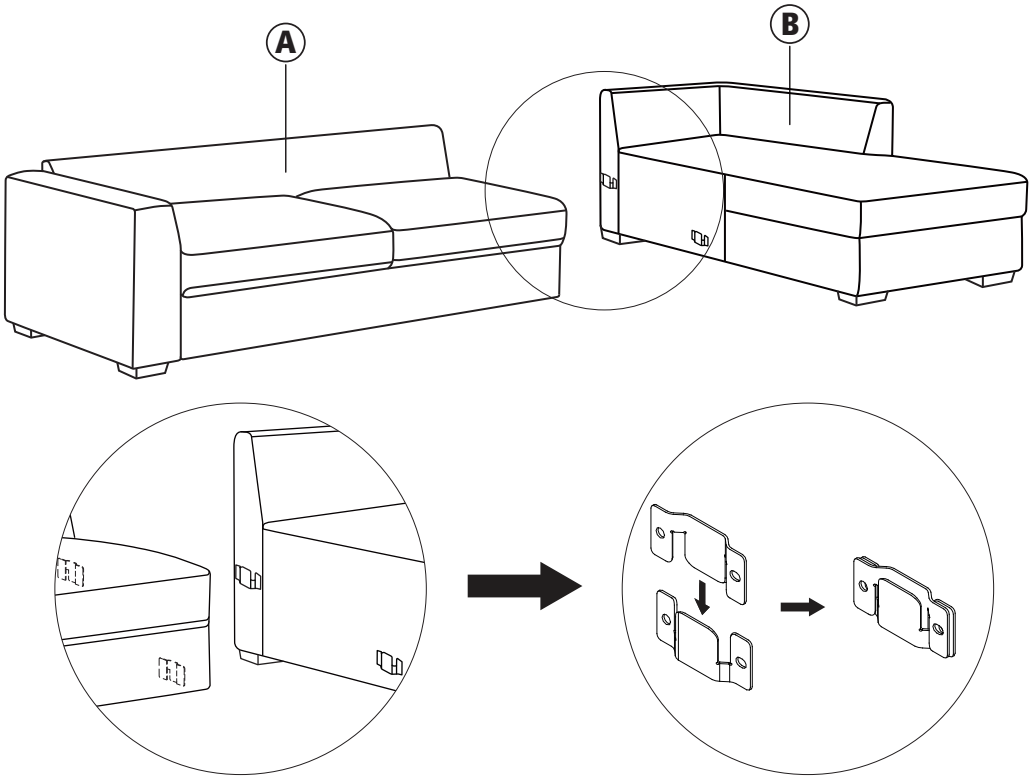


Step 2 / 2 단계

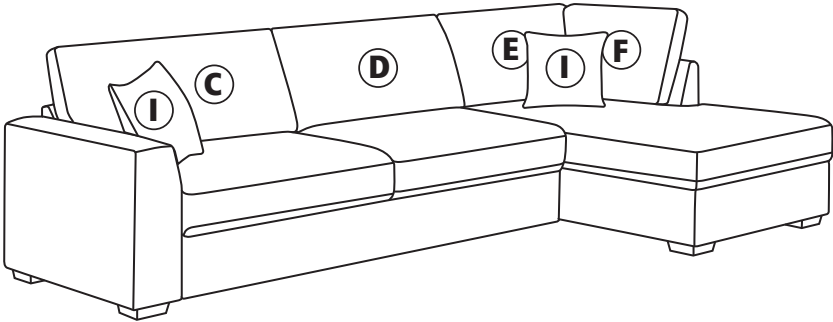
Keep the plastic washer on leg.  
나무 다리 위의 플라스틱 와셔를 유지합니다.



Step 3 / 3 단계



**Step 4 / 4 단계**



## WARNING

- When the sleeper sofa is in the fully open position, move the switch to the “Lock” position. This will prevent unwanted closing of the unit and potential injury.
- Before closing the sleeper sofa, the switch must be moved to the “Open” position.
- Do not attempt to close while sitting on the sleeper sofa or when another person is sitting on the sleeper sofa.
- Do not allow children to play on or near the sofa or it’s mechanism while the unit is being opened or closed.
- Do not stand or jump on any portion of the sofa or sofa sleeper, whether in the open or closed position.

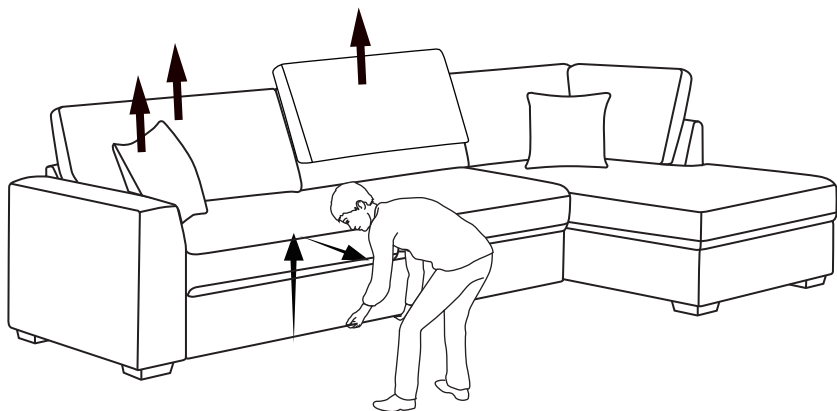
## 경고

- 우발적인 종료와 잠재적 위험을 방지하기 위해 소파가 '열림' 위치에 있을 때는 스위치를 '잠금' 위치로 이동해야 합니다.
- 소파를 닫기 전에 스위치를 '열림' 위치로 이동해야 합니다.
- 소파에 앉거나 소파에 다른 사람이 있을 때는 닫으려고 하지 마세요.
- 소파가 열리거나 닫힐 때 어린이가 소파 위나 근처에서 놀지 않도록 합니다.
- 소파 위에 서거나 뛰어내리지 마세요.


# OPEN SOFA

## 소파 열기


①



②



③




Lock  
잠금

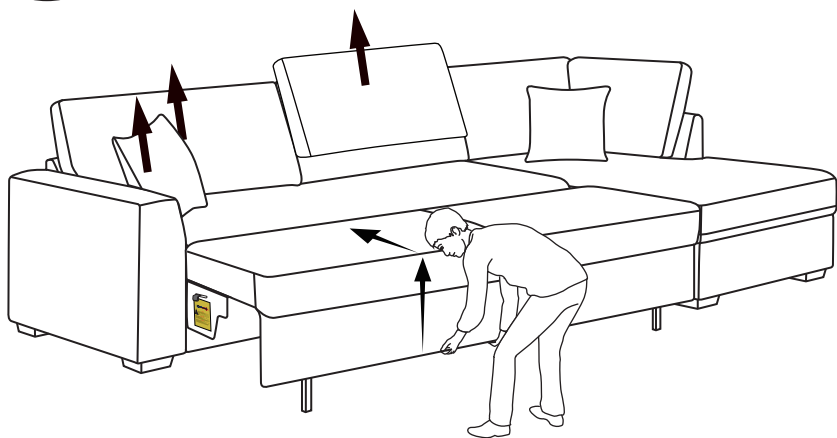
## CLOSE SOFA

소파 닫기

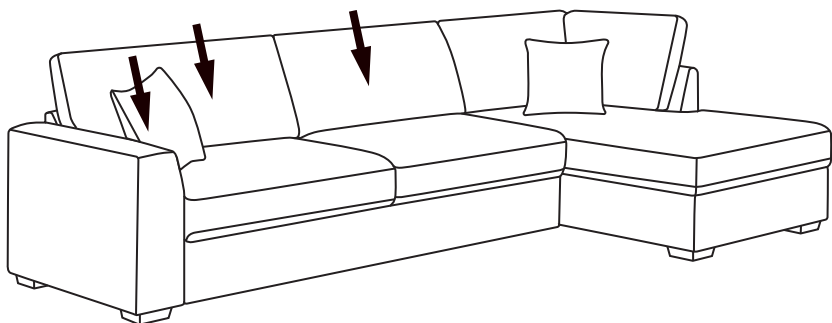
①



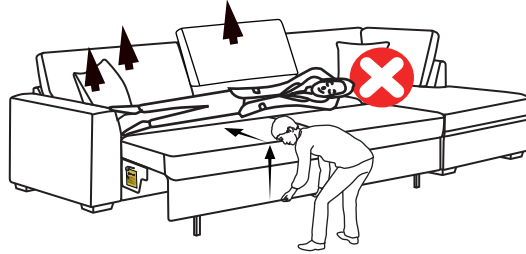
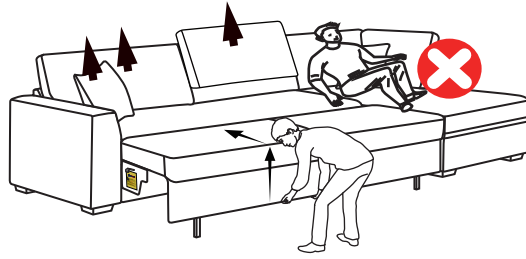


②



③





**Warning:** Do not attempt to close the product while sitting or lying on it or when another person is sitting or lying on it.

Do not stand or jump on sofa whether it's opened or closed.

Do not sit on product until completely and properly assembled.

경고: 앉아 있거나 누워 있을 때, 또는 다른 사람이 앉아 있거나 누워 있을 때 제품을 끄려고 하지 마세요.

소파가 열리든 닫히든 그 주변에 서 있거나 뛰지 마세요.

제품이 완전하고 정확하게 조립될 때까지 제품 위에 서지 마십시오.



