

4 PIECE TEAK DEEP SEATING SET
ITM. / ART. 2127049

ASSEMBLY AND CARE INSTRUCTIONS
IMPORTANT, RETAIN FOR FUTURE REFERENCE: READ CAREFULLY

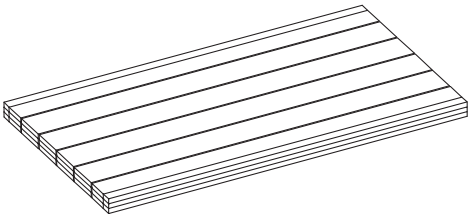
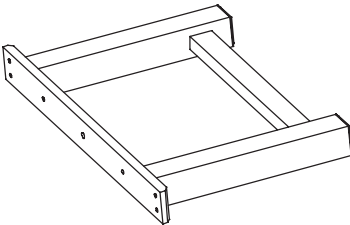
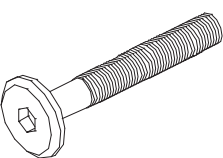


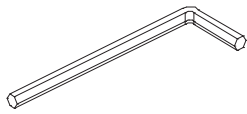
For assistance with assembly or installation, parts and customer service,
 email to: QA@ivenainternational.com

IMPORTANT INFORMATION:

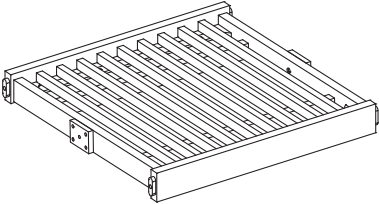
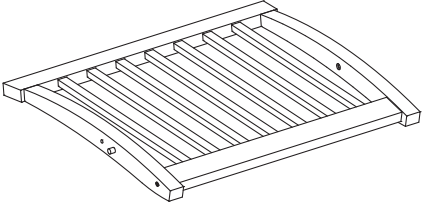
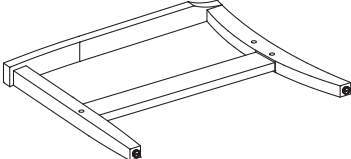
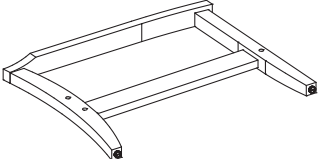
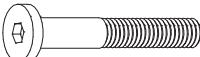
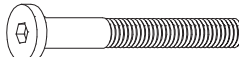

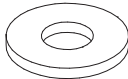

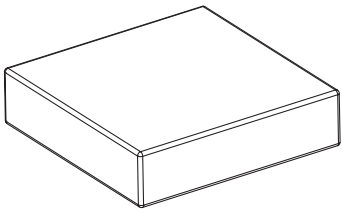
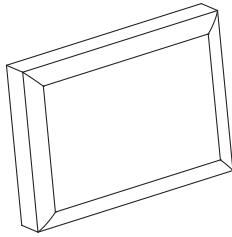
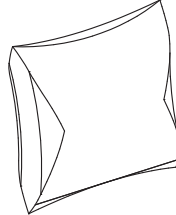
This item is intended for outdoor domestic use only.
 Not for commercial use.
 It may require 2 people to assemble.

PARTS LIST / 부품 목록:

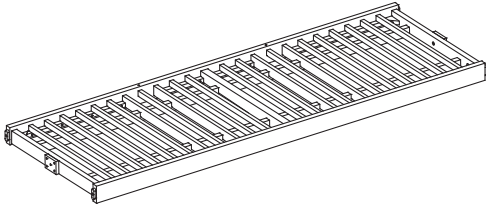
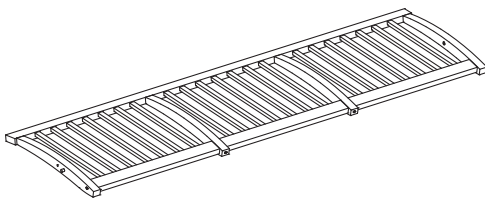
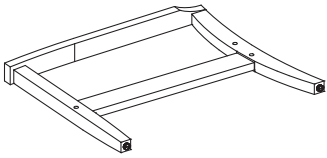
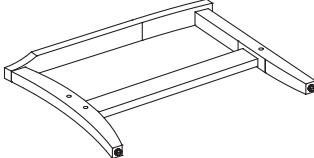
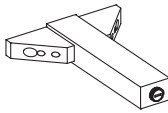
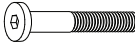
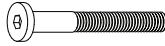



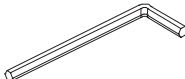
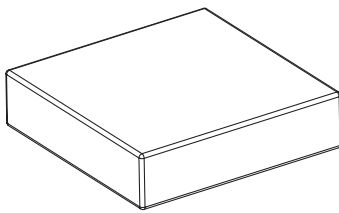
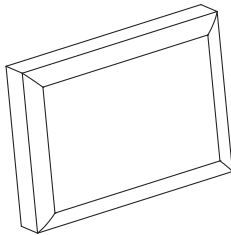
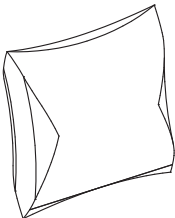
COFFEE TABLE / 커피 테이블

<p>A</p>  <p>X 01</p>	<p>B</p>  <p>X 02</p>
<p>C</p>  <p>M6x40 mm</p> <p>X 12</p>	<p>D</p>  <p>X 12</p>
<p>E</p>  <p>X 12</p>	<p>F</p>  <p>X 01</p>

PARTS LIST / 부품 목록:
ARMCHAIR / 안락의자

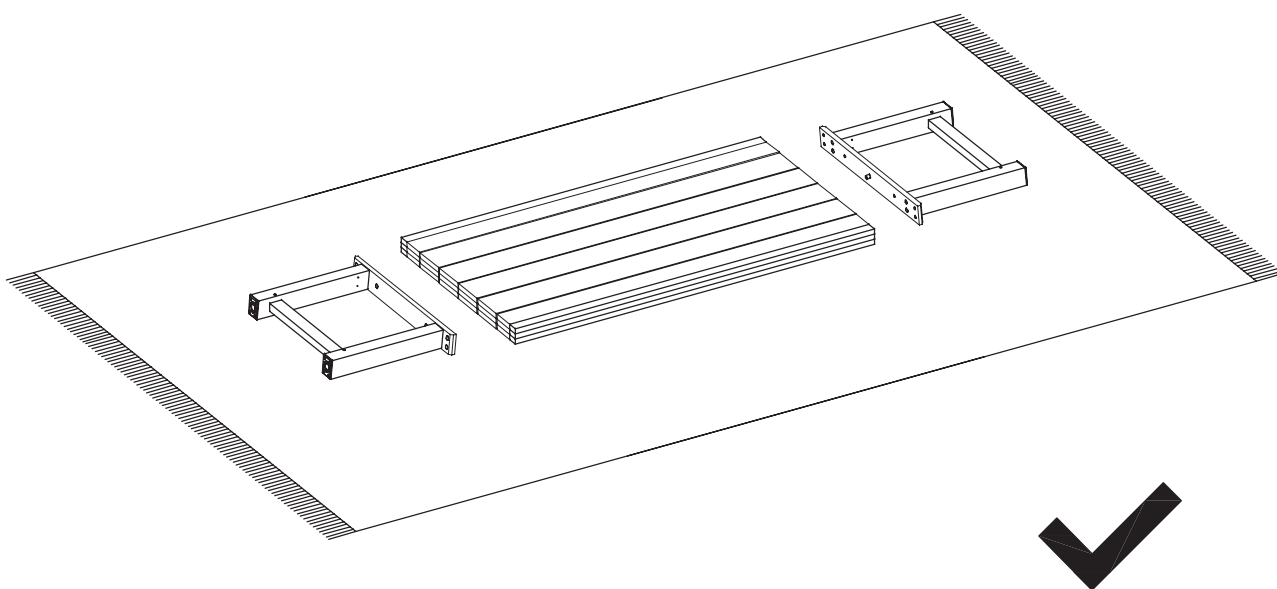
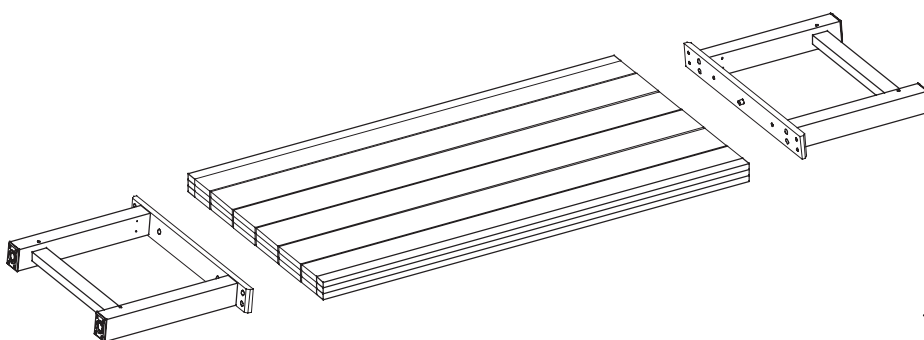
<p>A</p>  <p>X 01</p>	<p>B</p>  <p>X 01</p>
<p>C</p>  <p>X 01</p>	<p>D</p>  <p>X 01</p>
<p>E</p>  <p>M6x40 mm</p> <p>X 02</p>	<p>F</p>  <p>M6x50 mm</p> <p>X 08</p>
<p>G</p>  <p>X 10</p>	<p>H</p>  <p>X 10</p>
<p>I</p>  <p>X 01</p>	<p>J</p>  <p>X 01</p>
<p>K</p>  <p>X 01</p>	<p>L</p>  <p>X 01</p>

PARTS LIST / 부품 목록:
SOFA / 소파

<div>A</div> <div></div> <div>X 01</div>	<div>B</div> <div></div> <div>X 01</div>	
<div>C</div> <div></div> <div>X 01</div>	<div>D</div> <div></div> <div>X 01</div>	<div>E</div> <div></div> <div>X 01</div>
<div>F</div> <div></div> <div>M6x40 mmX 04</div>	<div>G</div> <div></div> <div>M6x50 mmX 08</div>	<div>H</div> <div></div> <div>M6x90 mmX 02</div>
<div>I</div> <div></div> <div>X 14</div>	<div>J</div> <div></div> <div>X 14</div>	<div>K</div> <div></div> <div>X 01</div>
<div>L</div> <div></div> <div>X 03</div>	<div>M</div> <div></div> <div>X 03</div>	
<div>N</div> <div></div> <div>X 02</div>		

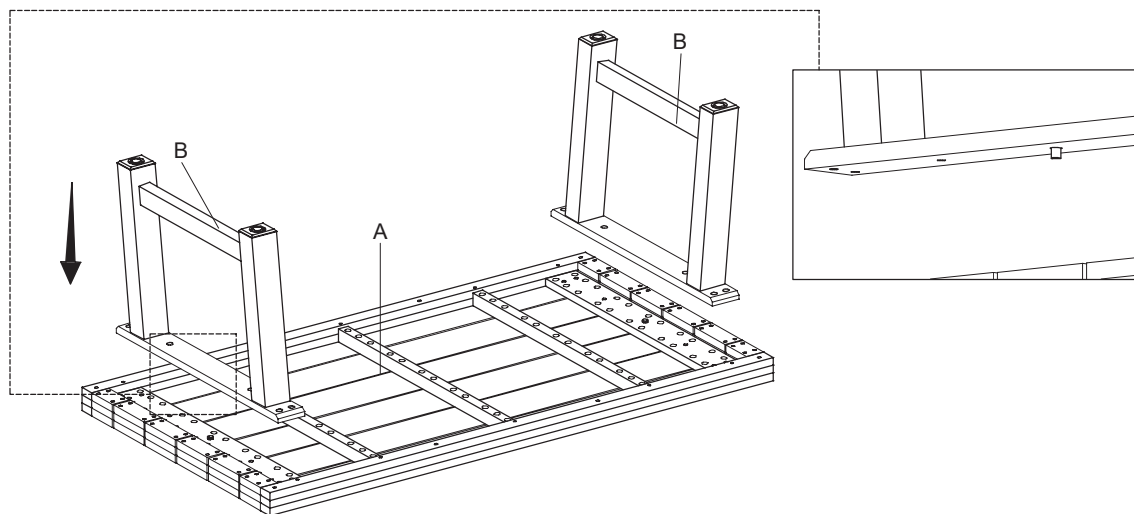
CAUTION / 주의 :

- To prevent damage to your set during assembly, it is recommended to lay down all assembly parts on a soft surface
- 조립 중에 제품 손상을 방지하기 위해 모든 조립용 부품은 부드러운 표면 위에 올려두는 것이 좋습니다.

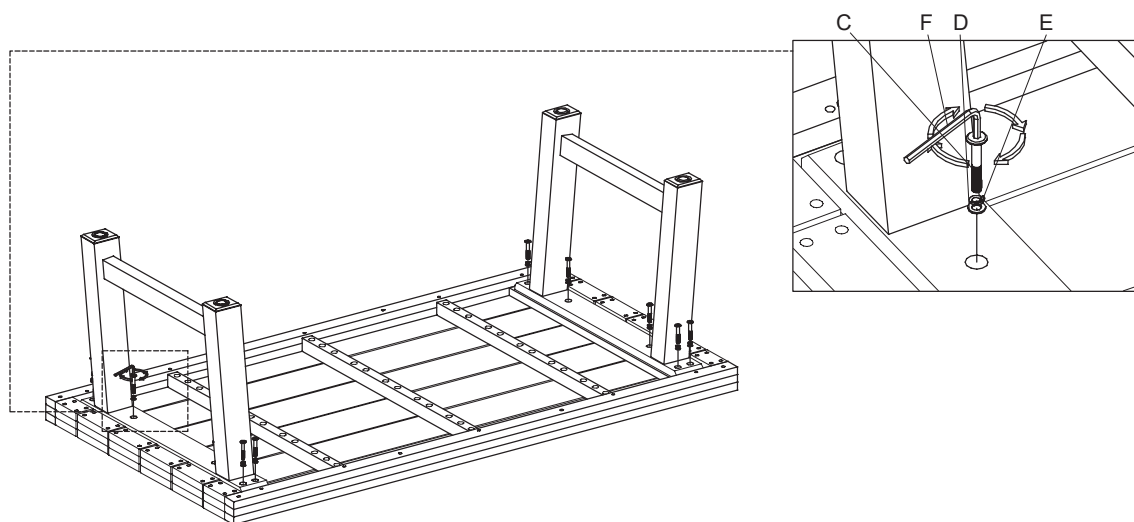


ASSEMBLY INSTRUCTIONS / 조립 지침:
COFFEE TABLE / 커피 테이블

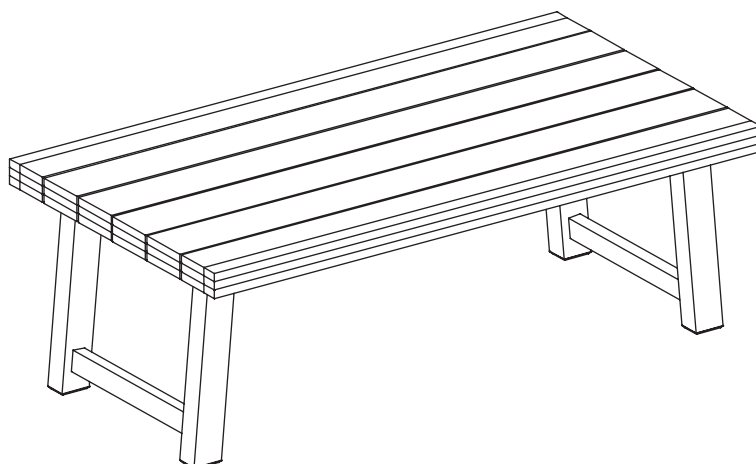
1



2

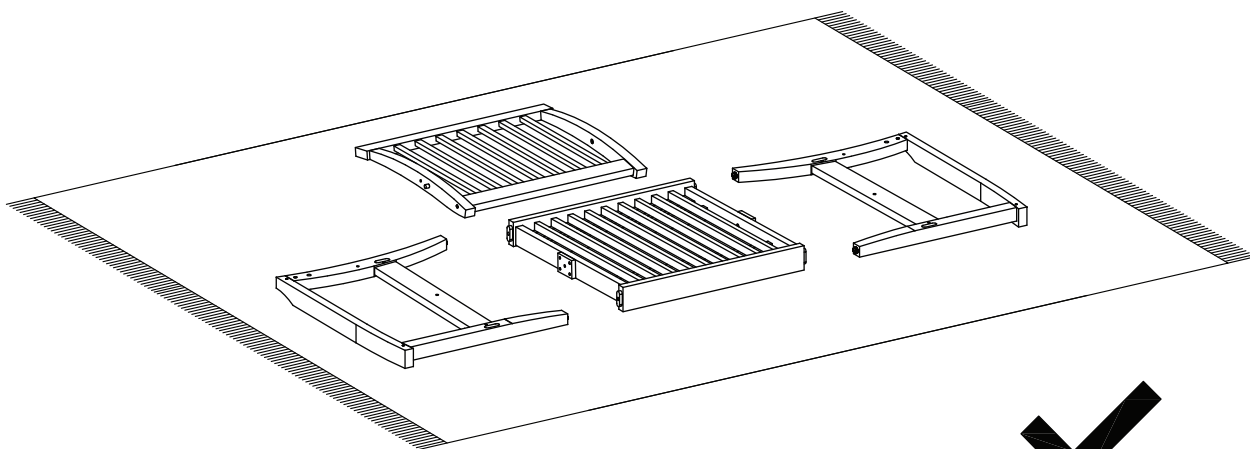
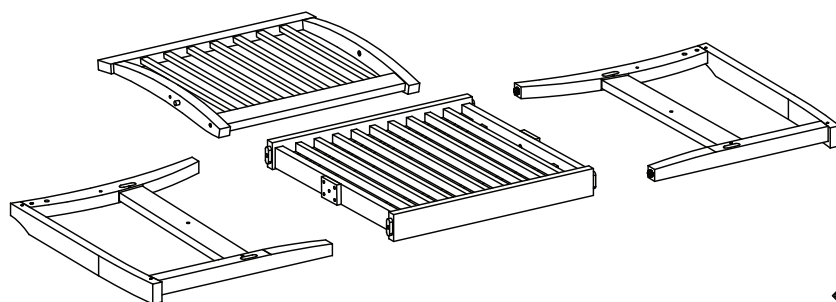


3



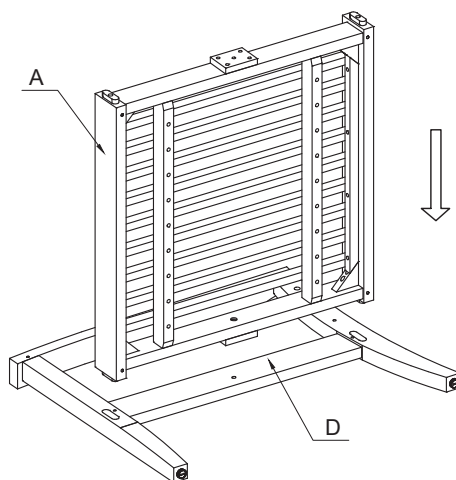
CAUTION / 주의 :

- To prevent damage to your set during assembly, it is recommended to lay down all assembly parts on a soft surface
- 조립 중에 제품 손상을 방지하기 위해 모든 조립용 부품은 부드러운 표면 위에 올려두는 것이 좋습니다.

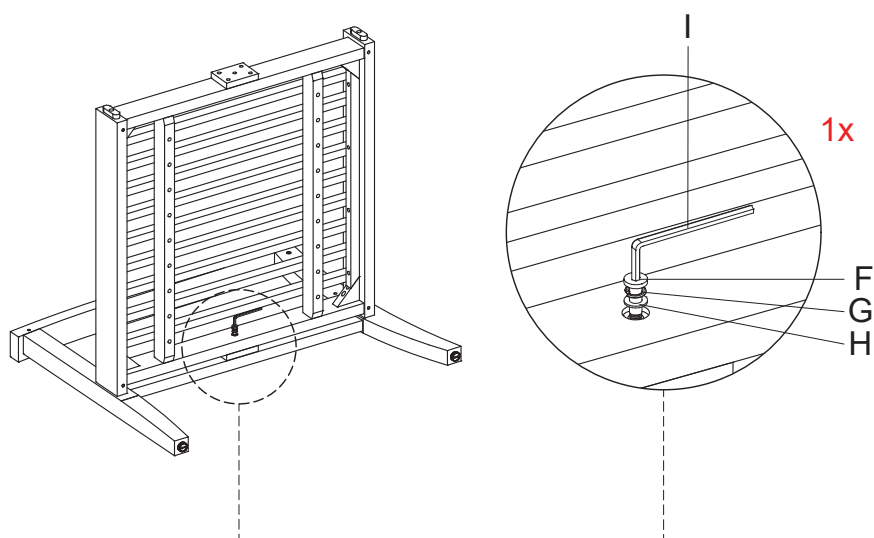


ASSEMBLY INSTRUCTIONS / 조립 지침:
ARMCHAIR / 안락의자

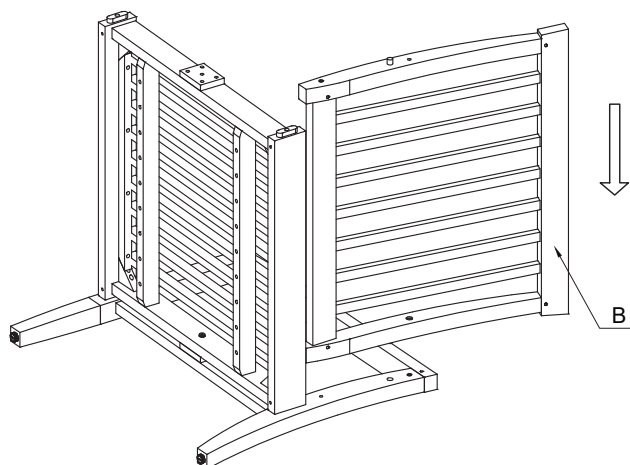
1



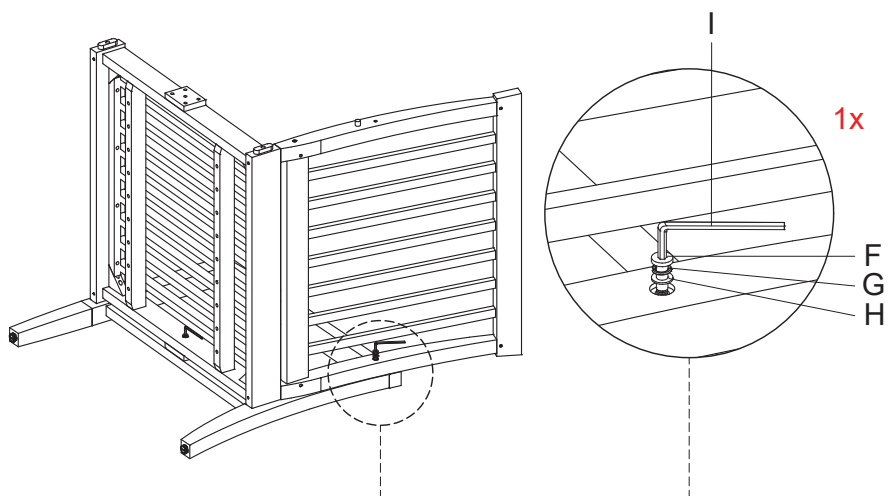
2



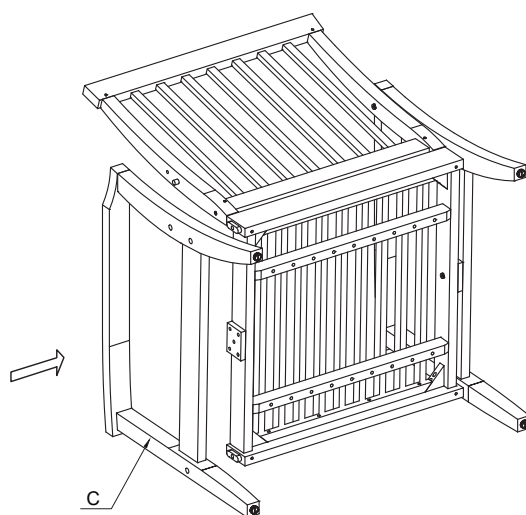
3



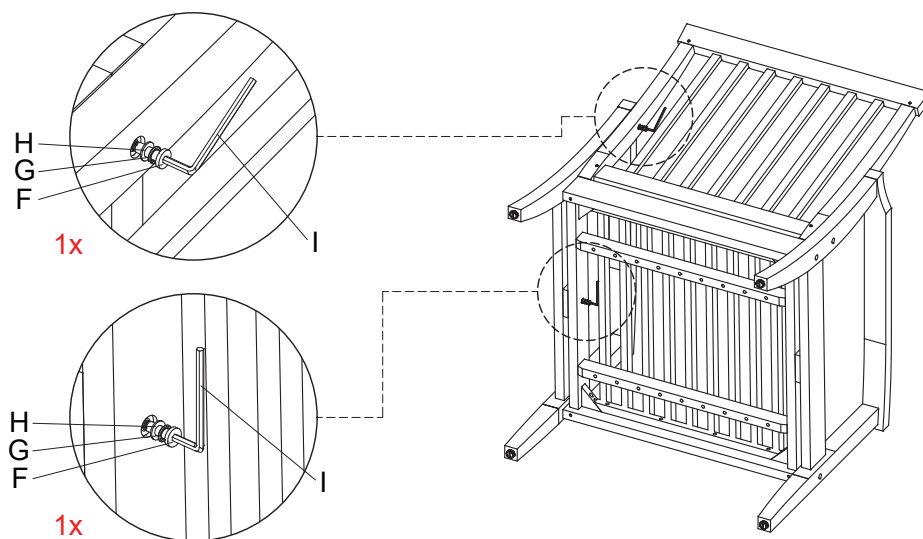
4



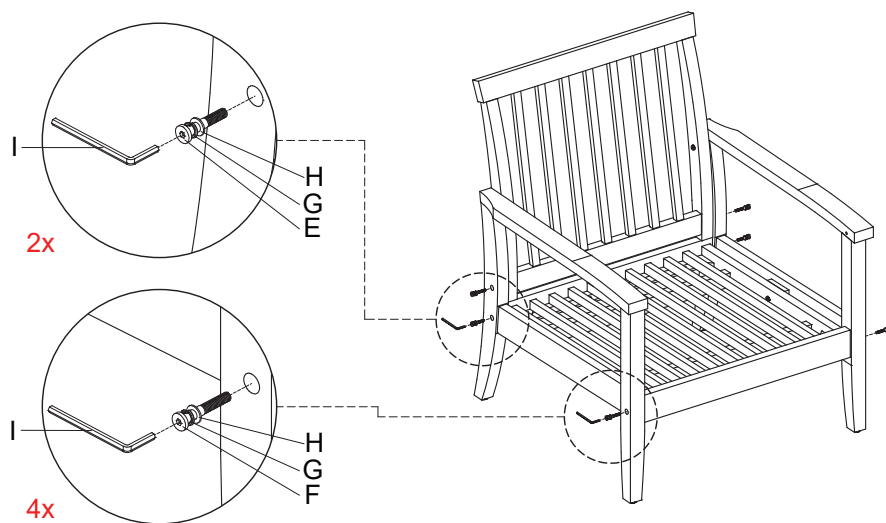
5




6



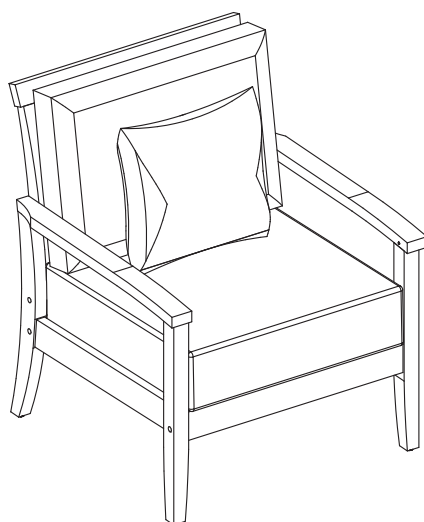
7



8

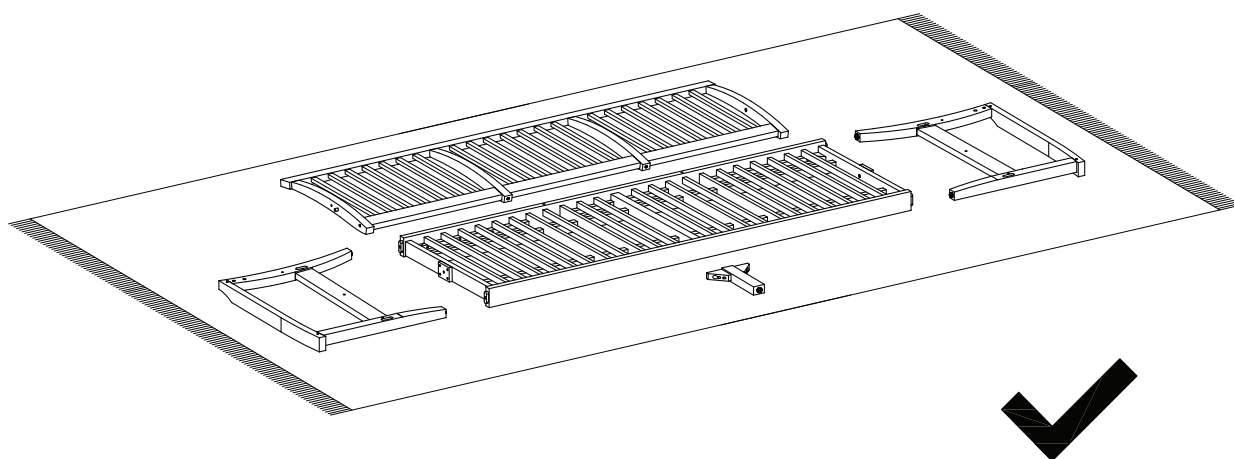
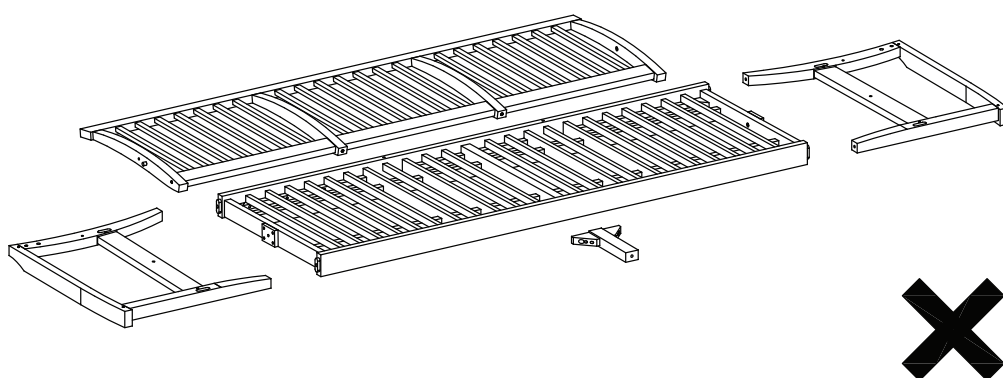


9



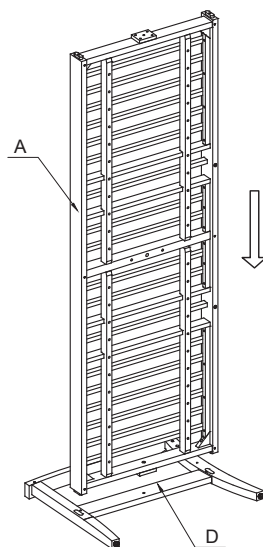
CAUTION / 주의 :

- To prevent damage to your set during assembly, it is recommended to lay down all assembly parts on a soft surface
- 조립 중에 제품 손상을 방지하기 위해 모든 조립용 부품은 부드러운 표면 위에 올려두는 것이 좋습니다.

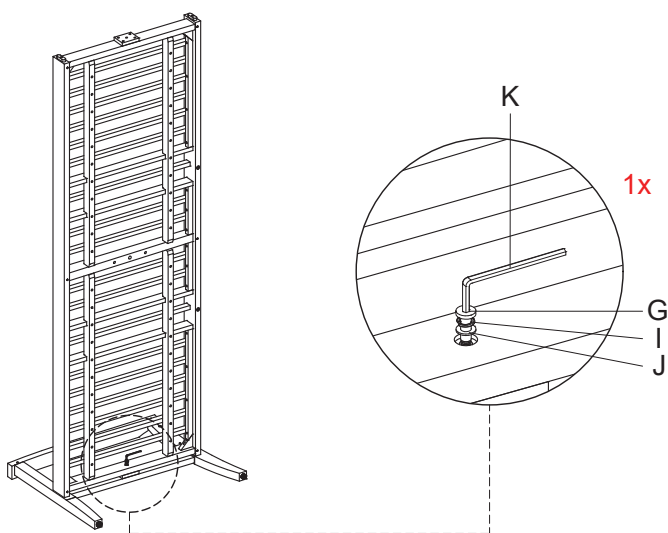


ASSEMBLY INSTRUCTIONS / 조립 지침:
SOFA / 소파

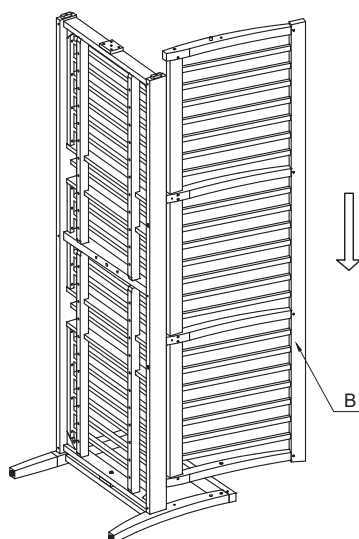
1



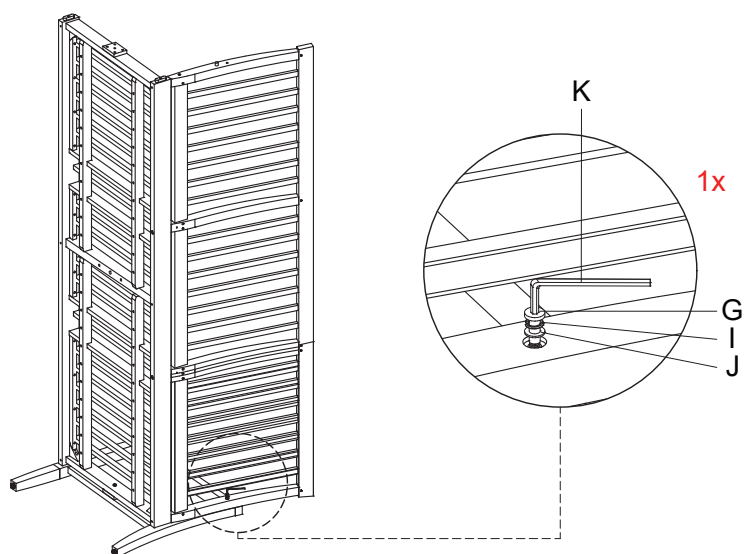
2



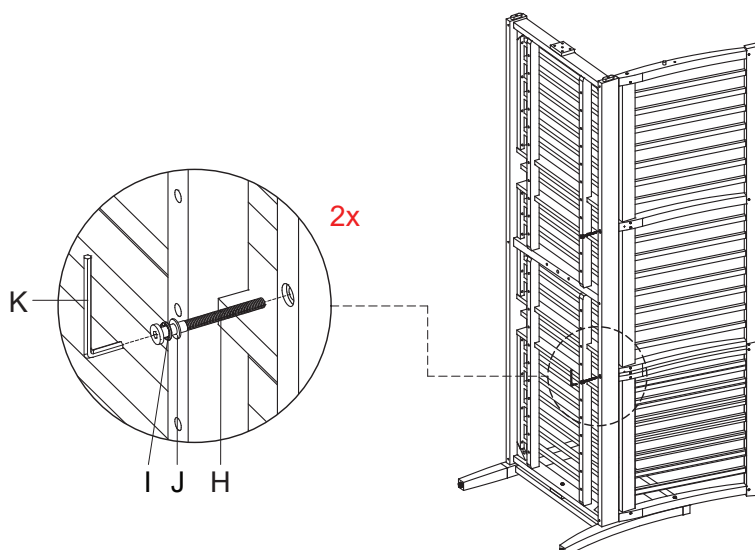
3



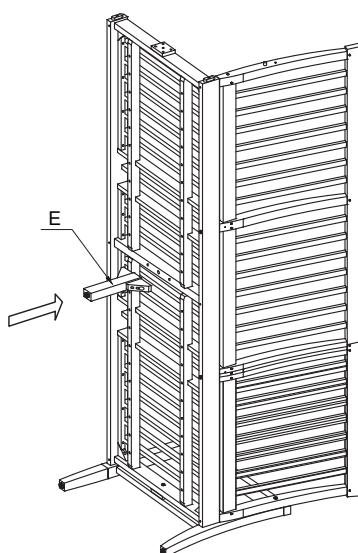
4



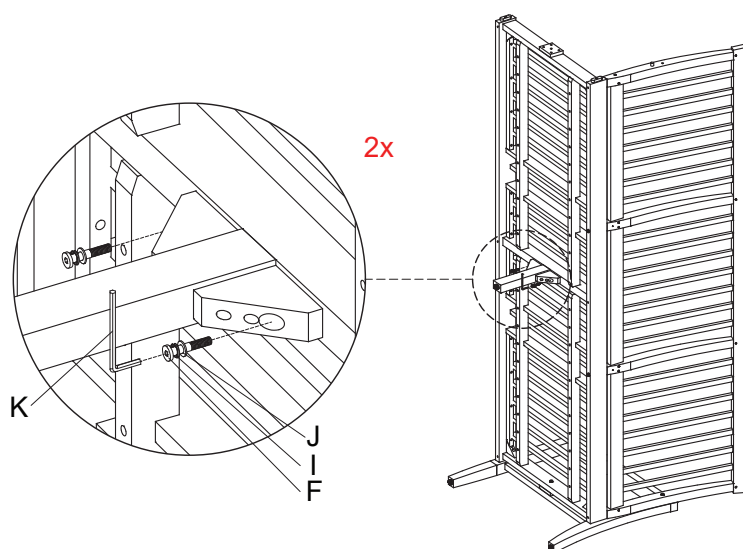
5



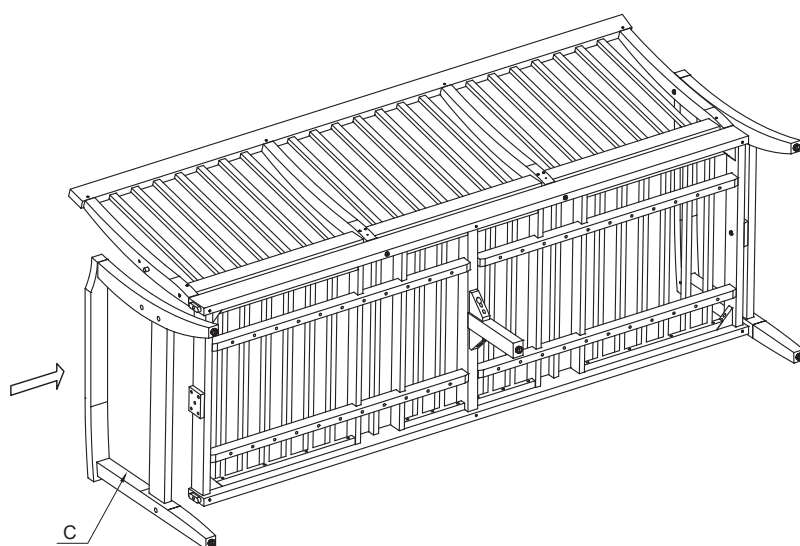
6



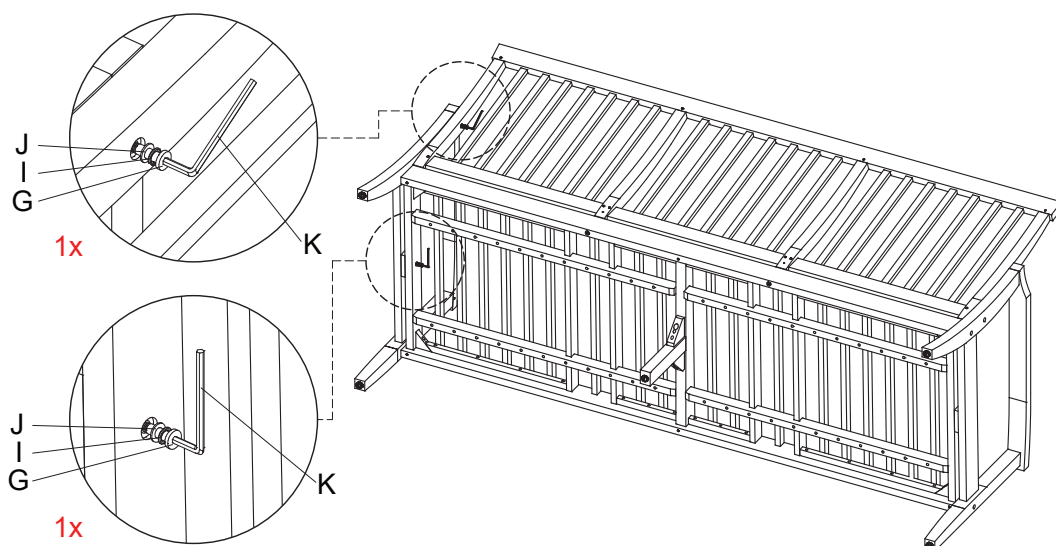
7



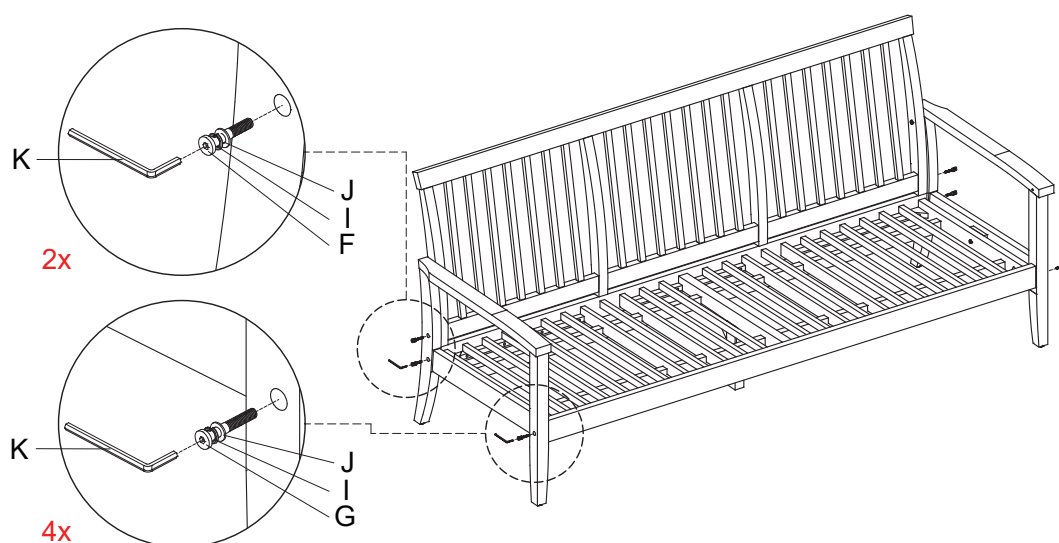
8



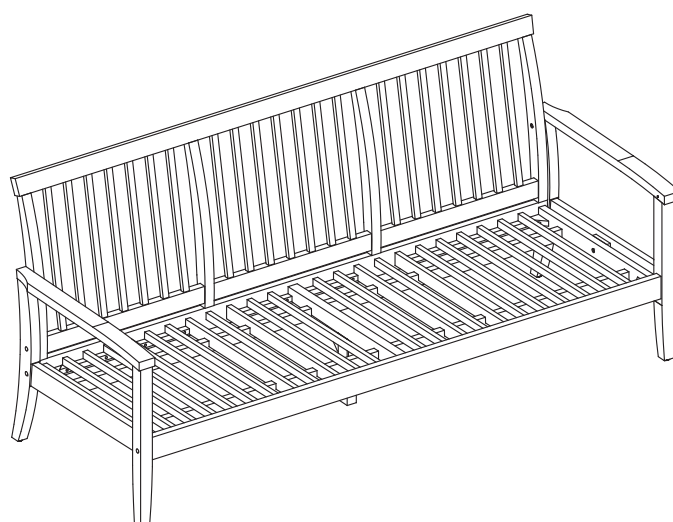
9




10



11



12



CARE & MAINTENANCE:

- Your furniture has been manufactured from 100% FSC™-certified teak wood. This wood is renowned for its high natural durability.
- The teak wood goes through a strict kiln dry process and is treated with sealer to protect it from the elements and increase its resistance to cracking due to drying out.
- Your furniture has been finished using WOCA for a more natural look and feel.
- To keep your furniture at its best, we recommend the following care:
 - Use clean tap water only for daily cleaning of your new furniture, detergents of any kind will damage the finish and longevity of the furniture.
 - Spills of items such as red wine, mustard, catsup, lemon juice, etc. must be wiped up immediately to ensure that a stain is not present. Damage such as nicks, scrapes or dents must be immediately protected with **the annual refreshing procedure**. Stubborn stains and water spots that cannot be removed using the daily cleaning procedure must be addressed using **the annual refreshing procedure**.
 - After exposure to the sun and rain, the product may look older, you can maintain your product using the following methods:
 1. If it is not in use for an extended period, we recommend you to store it in a dry, cool place, with a furniture cover (not included).
 2. For the product that is kept outdoors, we recommend **the annual refreshing procedure**:
 - a) Soak the wood, using plenty of tap water. Use a garden hose if possible.
 - b) Spray on the wood preparation **WOCA Exterior Deep Cleaner, item no. 607541A**, as a smooth, uniform layer and allow the cleaner to work.
(Exterior Deep Cleaner is already-mixed and should not be diluted)



**WEAR
PROTECTIVE
EQUIPMENT!**

> Pro Tip – Exterior Deep Cleaner should only be applied in dry weather conditions. Avoid direct sunlight and excessive heat.

- c) After approximately 10-20 minutes, scrub the wood using a stiff-bristled brush before the solution dries up. **>Pro Tip** – We recommend **WOCA Hand Cleaning Brush Carbide, item no. 88055** for best results.
- d) Rinse off the Exterior Deep Cleaner with plenty of water and leave the wood to dry for at least **48 hours**, before application of WOCA Exterior Wood Oil. The wood must be completely dry.
>Pro Tip – If you desire a completely smooth surface, lightly sand the wood surface with a **Multi Flex Abrasive Pad (maroon)** before oiling.
Caution : If you over-sand the wood surface, the oil will not be absorbed evenly, and the protection will not be durable.
- e) Make the application in dry weather only, with minimum temperature 55°F (12.8°C), avoid direct sunlight and high temperatures.
Stir the **WOCA Exterior Oil Olive - item no. 617947A** thoroughly before use. Protect all areas that may come in contact with oil, such as concrete patios, wood decks, planters, siding, etc. The WOCA Exterior Oil may permanently adhere to them if it comes into contact.
- f) Apply an even and thin coat of oil with a brush. Treat the end grain wood first. The wet oil may have a white shade. When the water has evaporated after a few minutes, the wood will appear oiled.
>Pro Tip – WOCA Exterior Oil is for outdoor applications only.
- g) Wipe off any excess oil with clean cotton cloths after no more than 5 minutes. Take particular care of removing excess oil from joints and grooves.
- h) If the surface does not appear saturated with oil, repeat steps f & g.

- i) Cloths with WOCA Exterior Oil are spontaneously combustible. Please dispose of in accordance with local regulations.
- j) It takes 24 to 48 hours for the oil to harden thoroughly, depending on weather conditions and outdoor temperature. The wood must not be exposed to water during this period.
- k) Materials are available in the United States only, for purchase from:
<https://wocawoodcare.com/woca-exterior-products>
or call our toll-free, Monday to Friday 8am – 4pm EST at 877-962-2645 (English only) if you find any issue with the finishing.

For a visual guide of the cleaning process, refer to video:

<https://cleaning.ivenainternational.net>

- Wipe any stain or dirt immediately with a soft damp cloth.
- Do not apply any abrasive chemicals that may spoil the product. Do not use a pressure washer, or you will damage the texture of the wood.
- During winter, store the product in your garage or cool and well-ventilated room.
- Before storing your product, please ensure it is fully dry, this is to ensure that there will be no moisture kept during the storage period.
- Wood is a natural product; this means it is subject to variations in color and grain.
- Fine cracks may appear after long periods of hot, dry weather. These do not impair the product's quality and function.
- The product should be put on a flat surface.
- Periodically re-fasten all screws.
- Finishing can become easily scratched when in contact with water continuously; let the table dry a minimum of 24 hours before use.

ABOUT TEAK WOOD

- Teak is a natural wood which contains natural teak oil within the wood.
- There may be gradual color change of the wood overtime to a silvery-grey shade; this is a natural aging characteristic of teak wood.
- When exposed to direct sunlight for a long time, the oil may become visible on the wood surface. The oil will disappear over time, especially when the teak ages to its natural silvery grey color.

ABOUT CUSHION

Cushions can become water saturated with heavy water exposure. To allow cushions to air-dry properly, follow the suggested steps:

- Unzip cushion cover to ventilate and facilitate the drying process. Do not remove cushion covers.
- Place cushions upright for faster drainage. Vitalization zipper should be facing down.
- Store cushions indoors during rainy seasons and inclement weather.

To ensure longevity of your patio set each seat cushion is made with high density foam. With initial use the seat cushions may feel firm, but with continued use the cushions will continue to soften and provide the ultimate comfort for seasons to come.

티크 딥 시트 4 종 세트 품목/아트# 2127049

조립 및 관리 지침

중요: 이 지침서를 자세히 읽은 후, 잘 보관하여 추후에 참고하십시오.

조립이나 설치, 부품, 고객 서비스 관련 도움이 필요한 경우
 QA@ivenainternational.com 로 이메일을 보내주십시오.

중요 정보:

및 실외용 제품입니다.
 상업적인 용도에는 적합하지 않습니다.
 조립하는 데 2 명이 필요할 수도 있습니다.

관리 및 유지보수:

- 이 제품은 **100% FSC™** 인증 티크 우드로 제조되었습니다. 티크는 원래 내구성이 탁월한 목재로 잘 알려져 있습니다.
- 티크 우드는 엄격한 목재 건조 과정을 거치며, 날씨로부터 목재를 보호하고 건조로 인한 갈라짐을 줄이기 위해 씰러로 처리하였습니다.
- 이 가구는 자연스러운 느낌을 더하기 위해 **WOCA** 제품으로 마감 처리되었습니다.
- 가구의 품질을 늘 최상으로 유지하려면 다음과 같이 관리하는 것이 좋습니다.
 - 새 가구는 항상 깨끗한 물로 매일 청소하십시오. 세제를 사용하면 마감이 손상되어 가구 수명이 줄어들 수 있습니다.
 - 적포도주, 머스터드, 케첩, 레몬주스와 같은 음식물을 흘린 경우 얼룩이 남지 않도록 즉시 닦아내야 합니다. 긁히거나 벤 자국, 흠집 등과 같은 손상은 **연간 유지관리 방법**에 따라 즉시 보호해야 합니다. 일반적인 청소 방법으로 지워지지 않는 찌든 얼룩이나 물 자국은 **연간 유지관리 방법**에 따라 처리해야 합니다.
 - 햇빛이나 비에 노출되어 닳아 보이는 경우 아래 방법으로 제품을 관리할 수 있습니다.
 1. 장기간 사용하지 않는 경우 건조하고 서늘한 장소에서 가구 커버를 덮어 보관하는 것이 좋습니다(커버 별도 구매).
 2. 야외에서 보관하는 경우 **연간 유지관리 방법**에 따라 관리하는 것이 좋습니다.
 - a) 목재가 흠뻑 젖을 수 있도록 수돗물을 충분히 끼얹으십시오. 정원용 호스가 있으면 사용하십시오.
 - b) **WOCA Exterior Deep Cleaner(품목 번호 607541A)** 제품을 골고루 그리고 일정하게 목재 위에 분사한 후 클리너가 작용하도록 잠시 기다리십시오 (**Exterior Deep Cleaner** 제품은 이미 혼합된 제품이므로 희석하지 마십시오).



> 전문가 팁 – Exterior Deep Cleaner 제품은
 날씨가 건조할 때만 사용하십시오.
 직사광선이나 과열을 피하십시오.

- c) 약 10~20분 후 용액이 마르기 전에 뽀뽀한 모의 브러쉬로 목재를 문지르십시오.
> 전문가 팁 – 이 작업에는 **WOCA Hand Cleaning Brush Carbide(품목 번호 88055)** 제품이 가장 효과적입니다.

- d) Exterior Deep Cleaner 제품을 물로 충분히 씻어낸 다음, 최소 **48시간** 이상 목재를 자연 건조시키고 WOCA Exterior Wood Oil 제품을 도포하십시오. 목재는 완전히 건조된 상태여야 합니다.
>전문가 팁 – 오일 도포 전 **Multi Flex Abrasive Pad(maroon)**로 목재 표면을 가볍게 사포질하면 매끄러운 표면을 얻을 수 있습니다.
주의: 목재 표면을 과도하게 사포질하면 오일이 균일하게 흡수되지 않아 내구성이 떨어질 수 있습니다.
- e) 건조한 날씨에 12.8°C(55°F) 이상의 온도에서 직사광선과 고온을 피해작업하십시오. 사용 전 **WOCA Exterior Oil Olive(품목 번호 617947A)** 제품을 잘저어주십시오. 콘크리트 파티오, 목재 데크, 화분, 사이딩 등에 오일이 닿지 않게 하십시오. WOCA Exterior Oil이 묻으면 지워지지 않을 수 있습니다.
- f) 브러시로 오일을 얇고 균일하게 바르십시오. 나뭇결에 직각인 절단면을 먼저 도포합니다. 웨트오일(wet oil)은 흰색 빛이 날 수 있습니다. 몇 분 후 물이 증발하면 목재에 오일을 바른 티가 납니다.
>전문가 팁 – WOCA Exterior Oil은 실외용으로만 사용하십시오.
- g) 5분이 지나기 전에 면으로 된 깨끗한 천으로 남아 있는 오일을 닦아내십시오. 특히 홈이나 연결부에 남은 오일을 주의해서 제거하십시오.
- h) 오일이 충분히 흡수되지 않은 것 같으면 f와 g 단계를 반복하십시오.
- i) WOCA Exterior Oil이 묻은 천은 화재를 일으킬 수 있습니다. 현지 규정에 따라 적절히 폐기하십시오.
- j) 오일이 충분히 굳으려면 날씨 상태와 실외 온도에 따라 24~48시간이 걸립니다. 이 시간 동안에는 목재가 물에 닿지 않도록 하십시오.
- k) 재료는 미국에서만 구입할 수 있습니다.
 구입처: <https://wocawoodcare.com/woca-exterior-products>
 마감 처리 관련 문의 사항은 무료 전화 877-962-2645(월~금, 오전 8시~오후 4시(동부 표준시), 영어만 지원)으로 연락하십시오.
 청소 과정 참고 동영상: <https://cleaning.ivenainternational.net>

- 얼룩이나 먼지는 부드러운 천에 물을 묻혀 즉시 닦으십시오.
- 연마재 성분이 포함된 화학약품은 제품에 손상을 줄 수 있으므로 사용하지 마십시오. 고압 세척기는 목재 질감에 손상을 줄 수 있으므로 사용하지 마십시오.
- 동절기에는 차고 혹은 서늘하고 환기가 잘 되는 실내에 보관하십시오.
- 제품을 보관하기 전 완전히 건조하십시오. 보관되는 동안 습기가 없어야 합니다.
- 목재는 천연 소재입니다. 따라서 색상과 결이 다양하게 나타날 수 있습니다.
- 덥고 건조한 기후에서 오래 사용하면 미세하게 갈라질 수 있으나 제품의 품질이나 기능은 저하되지 않습니다.
- 제품은 평평한 표면 위에서 사용해야 합니다.
- 주기적으로 나사를 다시 조이십시오.
- 물에 젖은 상태가 오래 지속되면 마감이 쉽게 긁힐 수 있습니다. 사용하기 전 24시간 이상 충분히 건조하십시오.

티크 우드 소개

- 티크는 천연 목재로, 목재 내부에 천연 티크 오일을 함유하고 있습니다.
- 시간이 흐르면서 점차 은회색으로 변색되는 현상은 티크 우드에서 볼 수 있는 자연스러운 특징입니다.
- 직사광선에 장기간 노출되면 목재 표면에 오일이 보일 수 있습니다. 시간이 흐르면서 특히 티크가 자연스럽게 은회색으로 변색되면 오일이 사라집니다.

쿠션 소개

물이 많은 곳에 쿠션을 노출시키면 쿠션이 흠뻑 젖을 수 있습니다. 이렇게 젖은 쿠션을 온전히 자연 건조하려면 다음 서술하는 절차에 따르십시오.

- 쿠션 커버의 지퍼를 열어 환기를 시키면 더 빨리 말릴 수 있습니다. *쿠션 커버는 벗기지 마십시오.
- 쿠션이 머금고 있는 물이 더 빨리 빠지도록 지퍼가 열린 쪽을 아래로 하여 똑바로 세우십시오.
- 장마철 및 악천후에는 쿠션을 실내에 보관하십시오.

제품의 내구성을 위해 시트 쿠션은 밀도가 높은 발포 고무로 만들어졌습니다. 처음 사용 시 시트 쿠션이 딱딱하게 느껴질 수 있지만, 계속 사용하면 점점 부드러워져서 오랫동안 편안하게 사용하실 수 있습니다.

Distributed by:
Costco Wholesale Corporation
P.O. Box 34535
Seattle, WA 98124-1535
USA
1-800-774-2678
www.costco.com

Costco Wholesale Canada Ltd.*
415 W. Hunt Club Road
Ottawa, Ontario
K2E 1C5, Canada
1-800-463-3783
www.costco.ca
* faisant affaire au Québec sous
le nom les Entrepôts Costco

Importado por:
Importadora Primex S.A. de C.V.
Blvd. Magnocentro No. 4
San Fernando La Herradura
Huixquilucan, Estado de México
C.P. 52765
RFC: IPR-930907-S70
(55)-5246-5500
www.costco.com.mx

Costco Wholesale Australia Pty Ltd
17-21 Parramatta Road
Lidcombe NSW 2141
Australia
www.costco.com.au

Costco Wholesale UK Ltd /
Costco Online UK Ltd
Hartspring Lane
Watford, Herts
WD25 8JS
United Kingdom
01923 213113
www.costco.co.uk

Costco Wholesale Spain S.L.U.
Polígono Empresarial Los Gavilanes
C/ Agustín de Betancourt, 17
28906 Getafe (Madrid) España
NIF: B86509460
900 111 155
www.costco.es

Costco Wholesale Iceland ehf.
Kauptún 3-7, 210 Gardabaer
Iceland
www.costco.is

Costco France
1 avenue de Bréhat
91140 Villebon-sur-Yvette
France
01 80 45 01 10
www.costco.fr

Costco Wholesale Japan Ltd.
2 Kakuchi, 2 Gaiku, Kaneda-Nishi
361 Urikura, Kisarazu shi
Chiba, 292-0007 Japan
0570-200-800
www.costco.co.jp

Costco Wholesale Korea, Ltd.
40, Iljik-ro
Gwangmyeong-si
Gyeonggi-do, 14347, Korea
1899-9900
www.costco.co.kr

Costco Wholesale New Zealand Limited
2 Gunton Drive
Westgate
Auckland 0814
New Zealand
www.costco.co.nz

Costco (China) Investment Co., Ltd.
Room 1003, Block 2, 2388 Xiupu Road,
Pudong New Area, Shanghai
China 201315
+86-21-6257-7065

Costco Wholesale Sweden AB
Box 614
114 11 Stockholm
Sweden
www.costco.se